


Yesteryear Ford Parts

2012-13

**1932-48 CARS
1932-47 PICKUPS**



www.yesteryearfordparts.com

800-728-0762

Orders only

Technical questions 517-676-4416

Official Licensed Product

Ford Motor Company™




4322 Curtice Rd.

Mason, MI 48854

David Groh

Fax 517-676-3485

INFORMATION

- BUSINESS HOURS:** 8:00 A.M. to 5:00 P.M. Monday through Friday
Saturday by appointment only. Closed Sunday.
- PHONE ORDERS:** Please have part number(s) ready when placing orders. Phone orders are accepted Monday through Friday between 8:00 A.M. to 5:00 P.M. We are often available on Saturdays.
- 800-728-0762 Orders only**
517-676-4416 Questions
- 24 Hour Fax Ordering: 517-676-3485**
- SHIPPING, INSURANCE AND HANDLING COSTS:**
The following charges are for items shipped in the United States (except Alaska, Hawaii and foreign orders). Minimum shipping \$10.00.
\$ 0-50.00.....add \$10.00 for shipping
\$50.01-100.00.....add \$10.00 plus 10% for shipping
\$100.01-500.00.....add \$10.00 plus 9% for shipping
- PAYMENT:** Yesteryear Ford Parts accepts checks, money orders Visa, Mastercard, Discover and C.O.D. (cash on delivery).
There is a \$11.00 charge for C.O.D. orders.
- 
- PRICES:** We try to maintain prices as listed, but due to the rapidly changing market we reserve the right to change prices without notice.
- SALES TAX:** All items picked up at the store or shipped to an address within Michigan are subject to 6% sales tax.
- TRUCK ORDERS:** Parts too large for U.P.S. will be shipped by truck, freight collect. All truck orders must be paid for in advance, no C.O.D. orders.
- RETURNED ITEMS:** We will replace any items shipped in our error or replace defective parts. All other returns must be returned within 30 days of the shipping date. They are subject to a 15% restocking charge. *All returns must include a copy of the original invoice.*
NO RETURNS AFTER 30 DAYS.

January 2012-13

Accelerator return spring	59
Accelerator rod	60
Air cleaner element	37
Air cleaner, streetrod	40
Arm rest.	127
Armature, generator	63
Armature, starter	64
Ash tray	109
Axle bumper, front	9
Axle bumper, rear	19
Battery disconnect switch	24
Battery hole cover.	144
Battery tray	24
Battery/parts	23-24
Body Mount Bolt Kit	21
Body mount kit	21
Body number plate	78
Body Trim	156
Books.	161-163
Brake adapter kit, hydraulic.	4
Brake cables	8
Brake drum	1
Brake Hose	7
Brake hose clip.	8
Brake line-kits	6
Brake linings.	3,6
Brake pedal spring	3,8

Brake Shoes.	6
Brakes, hydraulic	4-8
Brakes, mechanical	3-4
Bumper bolt	106
Bumper gravel deflector	107
Bumper grommet	107
Bumper guard	107
Bumper Parts.	105-107
Camshaft	32,40
Carburetor gaskets.	60
Carburetor kit.	60
Carburetor parts.	39-40, 59-61
Choke & throttle cable	60-61
Choke & Throttle Grommet	61
Choke & throttle rods.	60
Clock parts	114
Cluster gear.	44
Clutch disc.	49
Clutch parts	47-49
Clutch pedal bushing	48
Clutch pedal shaft.	47
Clutch pedal spring	48
Clutch shaft bushing	47
Coil.	67
Columbia Washer Set	19
Condenser.	68
Convertible top parts.	136-137

Cowl lacing	91	Door garnish inserts	128
Cowl lamps/parts	84-85	Door handles	123-126
Cowl mirror	104	Door latch spring	128
Cowl panel retainer	144	Door lock	125,128
Cowl vent seal	115	Door parts	120-133
Cowl vent parts	115-116	Door scuff plates	129-130
Cut-out	63	Door seal retainer	121
Cylinder head studs	30	Door seals	120-121
Dash grommets	61	Door Striker Bumpers	120
Dash knobs	111-113	Door Striker plate	122
Dash plastic	109	Door window channel kit	131-134
Dash	108-113	Dovetail	123
Decals	157	Drag link	11
Deck handle pad	141	Driveshaft Bearing	19
Deck handles	140	Engine mount	29
Deck lid emblem	142	Engine paint	26
Deck lid latch	141	Engine parts	26-41
Deck lid striker plates	141-142	Engine specifications	36
Differential bearings	18	Exhaust deflector	25
Dimmer switch	73	Exhaust gaskets	26
Dipstick tube	38	Exhaust parts	25-26
Distributor cap	67	Fan belt	56
Distributor, rebuilt	68	Fan/parts	56
Distributor, parts	67-69	Fender brace	95-97
Dome lamp	143	Fender emblem	96
Door bumpers	120	Fender stone guard	97
Door check strap	121-122	Fender trim	98

Fender Patch Panel	146
Fender washer	97
Fender welt	95
Fender/parts	95-98
Firewall cover	76-77
Firewall grommets.	78
Firewall Seal	78
Floormats	163
Floor pans	147-148
Floor plug	157
Floor seal plate	16
Floor seals	157
Flywheel bolt	34
Frame Parts	22
Frame webbing	21
Front axle parts	9-11
Fuel pump kit	59
Fuel pump push rod.	59
Fuel pump	59
Fuel system	57-61
Gas cap	57
Gas pedal	61
Gas tank	57
Gas tank sender	58
Gaskets, engine.	29
Gear oil	1
Gear shift boot.	46

Gear shift knob.	46
Generator field coil	63
Generator pulley	63
Generator/parts	62-63
Glove box bumper	111
Glove box spring	111
Glove box.	110
Greyhound ornament.	94
Grill guard	50,52
Grill parts	49-53
Grommet, gas filler.	58
Halogen headlight kit	69
Halogen taillampbulb	84
Hardware.	158-159
Head nut covers	30
Head nuts	30
Headlight conduit kit	74
Headlamp mount pad	74
Headlight bucket gaskets	71
Headlight bulb	84
Headlight door.	73
Headlight lens.	70
Headlight reflector.	70
Headlights	69-74
Headliner (pickup)	77
Heater parts.	114-115
High beam socket.	73

Hinge bolts	122	Knobs, Misc.	113
Hinge pin	122	License lens	81
Hood bumpers.	91-92	License Lens gaskets.	81
Hood center strip	94	License plate brackets.	83
Hood front trim	95	Light bulb	83
Hood handle (1937).	94	Light switch parts	14
Hood hinge bracket.	89	Lock to dash pad	15
Hood hinges	90	Main bearings.	33
Hood hold up	92	Master cylinder kit	4
Hood ornament	54, 92-95	Master cylinder.	7
Hood parts.	89-95	Mirrors	103-104
Hood release handle	93	Muffler	26
Hood Catch Kits	92	Oil filter.	38
Hood safety catch	90	Oil pan gasket.	38
Hood side emblems.	92	Oil pressure sender.	35
Horn bracket.	76	Oil pump kit	35
Horn button	14	Oil pump.	35,37
Horn grill	75	On/Off plate.	69
Horn relay	75	Parking lamp bezel	74
Horn.	75-76	Parking lamp lens	74
Hub caps.	2	Parking lamp.	75
Ignition switch parts	15	Parking lights/parts	74-75
Inner fender	97	Patch panel	146-147
Insulation	76-77	Patent plate	77
Intake Manifold Washers	30	Pedal bumper	16
Key blank	15	Pedal pad	16
King pins	9	Pedal Seals.	16

Pedal shaft kit	16
Peep mirror	104
Brake Shoes	6
Pickup box parts	149-153
Pilot bearing	49
Pinion bearing	18
Piston rings	31
Pressure plate	49
Quarter window seals	137
Radiator cap	53
Radiator hoses	55
Radiator lower pan	144
Radiator mount kit	54
Radiator overflow tank	55
Radiator pan, upper	53
Radiator parts	53-55
Radiator shell lacing	91
Radiator support rods	54
Radiator wire channel	55
Radio	116-119
Radius ball bushing	11
Rear axle bolts	19
Rear axle key	18
Rear axle parts	17-19
Rear Sliding Window Kit	139
Rear view mirror	103
Rear window seals	138

Reverse idler gear	44
Rocker panel	145
Roof seal	144
Rumble seat parts	139-140
Running board covers	98
Running board parts	98-99
Running board trim	99
Running board	98
Sector shaft seal	15
Sector shaft	13
Sheet metal panel	144-147
Shift linkage kit	45
Shifter parts	45
Shock fluid	1
Shocks	108
Solenoid	65
Spare tire parts	3
Spark plug wires	68
Spark plug	68
Speed Equipment	38-41
Speedometer cable	99
Speedometer gear	99
Speedometer	99
Spring pad	20
Spring parts	19-21
Spring shackle, rear	20
Spring shackle, front	19

Stabilizer bushing	11
Stabilizer parts	11
Stabilizer swivel	11
Starter button.	65
Starter drive	65
Starter switch.	65
Starter terminal post	65
Starter/parts	64-65
Steering box bearings	13
Steering box gaskets	14
Steering gear parts	12-15
Steering wheels	13
Stop light switch.	82
Striker plate.	122
Sunvisor	144
Switch, instrument light.	73
Taillamp brackets	82
Taillamp lens gaskets	80
Taillamp mount pads	81
Taillamp/parts	78-82
Temperature sender	56
Thermostat	56
Throwout bearing	49
Tie rod end	9
Tie rod	10
Transmission ball bearings	42
Transmission cover seal	46

Transmission floor cover	145
Transmission gaskets	45
Transmission parts	42-46
Transmission seal.	46
Transmission to floor seal	46
Trim clips	154-156
Trunk hinges.	143
Trunk supports	143
U-Bolt castle nuts.	21
U-bolts, front	20
U-bolts, rear	21
Universal joint	42
Valves	34
Vent window (door).	127
Vent window regulator kit	127,139
Vent window seals.	138-139
Voltage regulator	63
Water pump.	56
Wheel bearings	2
Wheel cylinder kit	6
Wheel cylinder	6
Wheel parts	1-3
Wheel seals	1
Wheel trim rings	2
Window seals.	138-139
Windshield crank out	135
Windshield division bar.	135

Windshield knob	135
Windshield parts	134-136
Windshields seals	136
Wiper arm	100
Wiper blade	100
Wiper knob	102
Wiper Motor	100
Wiper switch	102
Wiper towers	102
Wipers	100-103
Wire connectors	88
Wiring harness	85-88
Worm gear	13

Shock Fluid

A-18099 1932-48 13.00 pint

600W Gear OilUsed in steering gear boxes.
M-400 1932-48 20.00 quart**WHEEL BOLTS, NUTS BEARINGS and SEALS****Wheel Nuts and Bolts**

B-1012	wheel nut	1932-60 pass/comm	.80 ea.
B-1107	hub bolt	1932-35 pass/comm	1.00 ea.
68-1107	hub bolt	1936-39 pass/comm	4.00 ea.
51A-1107	hub bolt	1946-48 pass/1946-47 comm	4.00 ea.
01A-1107	hub bolt	1940-47 all	6.00 ea.

Cupped Wheel Lug Nut Washer

B-1013 Stainless Steel special cupped washer for worn wheels, solves bolt hole wear. 1928-72 All .95 ea.

Brake Drums

21A-1125	hub mounts from back side of drum	1940-48	130.00 ea.
51A-1125	hub mounts on outside of drum	1940-48	130.00 ea.

Front Hub Grease Cap

B-1139	threaded	cars/comm	1930-34	5.00 ea.
68-1139	threaded	cars/comm	1935-48	5.00 ea.
51A-1139	press on type	cars/comm	1945-55	3.00 ea.

Rear Wheel Grease Seal

B-1175	fits the 3.19" o.d. hub	1928-38	6.00 ea.
78-1175	fits the 2.84" o.d. hub	1938-48	6.00 ea.

Rear Wheel Snap Ring

B-1180	fits the 3.19" o.d. hub	1928-38	1.00 ea.
78-1180	fits the 2.84" o.d. hub	1938-48	2.00 ea.

Rear Axle Shaft Outer "O" Ring Seal

B-1183 1928-48 cars/pickups 2 per car required 1.00 ea.

Front Wheel Seal

B-1190	cars/comm	all metal seal	1928-34	4.00 ea.
48-1190	cars/comm	neoprene seal	1935-48	5.00 ea.



Front Spindle Washer and Nut

B-1195	Spindle Washer	1928-56	cars/comm	2.00 ea.
HD-351129S	Castle nut	1928-48	cars/pickups	2.00 ea

Front Wheel Bearings

B-1201	inner tapered roller bearing	1928-48	16.00 ea.
B-1202	inner tapered race	1928-48	10.00 ea.
B-1216	outer tapered roller bearing	1928-48	16.00 ea.
B-1217	outer tapered race	1928-48	9.00 ea.

Rear Wheel Bearing

B-1225	cars/comm	(3.19" o.d.)	1928-38	35.00 ea.
68-1225	cars/comm	(2.84" o.d.)	1938-48	40.00 ea.



1934

Hub Caps

These hub caps are the best quality available. They have a heavy steel back and a stainless steel cover just like the originals (lettering/symbols not painted).

BS-1130	1932-35 smooth.	20.50 ea.
B-1130	1932 V-8	20.00 ea.
B-1130-4	1932 pass and pickup with 4 cyl.	20.00 ea.
18-1130	1933 V-8	20.00 ea.
40-1130	1934 V-8	20.00 ea.
46-1130	1934 pickup with 4 cyl.	20.00 ea.
48-1130	1935 car and pickup	20.00 ea.
68-1130	1936 car and pickup	50.50 ea.
01C-1130	1940 standard car and pickup	25.75 ea.
01A-1130	1940 deluxe car	35.00 ea.
01A-1130-BM	1940-48 Baby Moon (smooth)	35.00 ea.
11A-1130	1941 ford car and pickup	26.00 ea.
21A-1130	1942 car	35.00 ea.
51A-1130	1946 car	35.00 ea.
6A-1130	1947-48 car and 1946-56 pickup	35.00 ea.
59A-1130	1947-48 mercury, polished stainless steel	81.00 ea.



1936

Beauty Rings

These are an exact reproduction of the original accessory trim ring for wheels. Made of high grade stainless steel.

6A-18303-14	fits all 14" wheels smooth style	35.00 ea.
6A-18303-15	fits all 15" wheels smooth style	35.00 ea.
6A-18303-16	fits all 16" wheels smooth style	35.00 ea.
01A-18303-16	16" four rib type for 1940-48	35.00 ea.
01A-18303-15	15" ribbed trim ring	35.00 ea.
01A-18331	1940 inner beauty ring also fits all 16" wheels.	45.00 ea.



517-676-4416

fax 517-676-3485

Spare Tire Mount Pads, Cover Seals and Lock Seal

40-1351	1933-36 spare cover seal	8.00 ea.
68-1351	1936 lock ring seal sponge rubber	8.00 ea.

Spare Tire Cover Trim Ring

This is the stainless steel narrow trim ring on the face of the spare tire cover.

40-1350	1933-34 17" tire	140.00 ea.
48-1350	1935-36 16" tire	140.00 ea.

MECHANICAL BRAKE PARTS**Brake Linings**

These are woven linings, enough to do all four wheels.

B-2007	1932-34 car/comm with rivets	90.00 set
48-2007	1935-38 car/comm with rivets	90.00 set
91A-2007	can be used on 1937-38 molded lining	50.00 set

Brake Shoe Rollers

B-2023	cars/comm	1928-34	2.00 ea.
48-2023	cars/comm	1935-38	2.00 ea.

Brake Shoe Springs

A-2035	cars/comm	1932-34 long spring	1.80 ea.
B-2036	cars/comm	1932-34 short spring	3.50 ea.
48-2035	cars/comm	1935-36 two per wheel	2.50 ea.

Brake Shoe Roller Pin

B-2045	cars/comm	1930-34	.60 ea.
48-2045	cars/comm	1935-38	.75 ea.

Bushing, Front Brake Operating Shaft

B-2082	1932-36 car & pickup	.75 ea.
--------	----------------------	---------

Brake Pedal Retracting Spring

40-2456	cars/comm	1933-34	2.00 ea.
48-2472	cars/comm	1935-36 mount inside frame	4.00 ea.

Brake Shoe Cam

91A-2028	1939-45 round type 1 per shoe	5.00 ea.
----------	-------------------------------	----------



Brake Rod Clevis Pin

B-2460 5/16" pin

.60 ea.

Brake Rod Adjusting Clevis

BB-2466	1932-34	fish eye clevis	2.00 ea.
A-2461	1935-36	U shape 5/16" brake rod clevis	5.00 ea.
48-2466	1935-36	cars/comm slotted for hand brake	3.00 ea.

Brake Rod Anti Rattlers

They mount to the front and rear radius rods. They support the brake rods to keep them from rattling.

40-2502	cars/comm	1932-34 fronts (sold in pairs)	20.00 pr.
48-2502	cars/comm	1935-36 fronts (2 per car needed)	8.00 ea.
48-2503	cars/comm	1935-36 rears (2 per car needed)	10.00 ea.

Hand Brake Handle

A-2780-C	1932 cars, chrome plated	80.00 ea.
40-2780	1933-34 cars, chrome plated	76.00 ea.

HYDRAULIC BRAKE PARTS

Hydraulic Brake Plate Adapter Kit

This kit adapts 1939-48 backing plates to 1928-36 spindles.
X-2000 enough for two spindles 20.00 kit

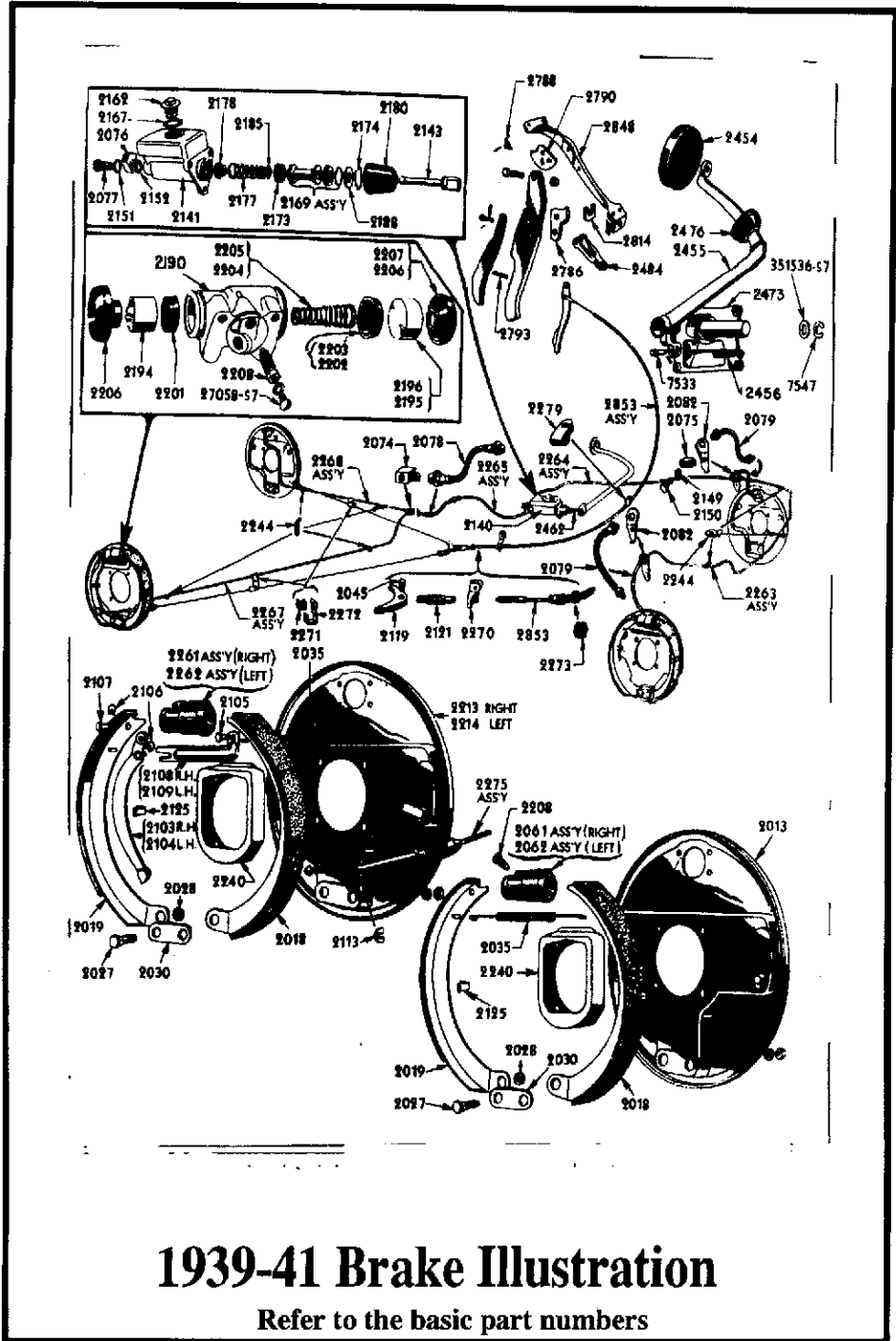
**Master Cylinder Rebuild Kit**

91A-2004	cars & pickup	1939-48	15.00 ea.
----------	---------------	---------	-----------

Master Cylinder Filler Cap and Gasket

91A-2162	cars & pickup	1939-48 filler cap	11.00 ea.
91A-2167	cars & pickup	1939-48 filler gasket	1.10 ea.





1939-41 Brake Illustration
Refer to the basic part numbers



Brake Linings

These are molded linings. One set will do four wheels.

91A-2007 cars & pickup 1939-48 includes rivets 50.00 set

Relined Brake Shoes (riveted)

These shoes are ready to install. **Sold exchange only.** 1939-41 have round hole at the bottom of the shoe and 1942-48 have a round hole with flat sides.

91A-2007-R 1939-41 cars and pickups 65.00 set of four shoes

51A-2007-R 1942-48 cars & 1942-47 pu 65.00 set of four shoes

(A core charge of \$40.00 will be added until old shoes are recieved).

Brake Shoe Anchor Pin Cam

These are the brass cams at the bottom of the brake shoes.

91A-2028 car & pickup round on outside 1939-45 4.00 ea.

51A-2028 car & pickup flat outer 1945-48 5.00 ea.

Brake Shoe Clip

51A-2125 1942-48 6.50 ea.

Brake Shoe Spring

91A-2035 car & pickup 1939-48 one per wheel 2.75 ea.

Wheel Cylinders

21A-2061 car & pickup R.H. front 1939-48 55.00 ea.

21A-2062 car & pickup L.H. front 1939-48 55.00 ea.

91A-2261 car & pickup R.H. rear 1939-48 55.00 ea.

91A-2262 car & pickup L.H. rear 1939-48 55.00 ea.

**Wheel Cylinder Kits**

91A-2221 1939-41 fronts car & pickup 5.50 kit

21A-2221 1942-48 fronts car & pickup 5.50 kit

91A-2128 1939-48 rears car & pickup 4.50 kit

Brass Brake Connectors

99A-2074 1941-48 tee 8.00 ea.

91A-2074 brake tee at rear radius rod 1939-40 10.00 ea.

91A-2076 1939-40 V master cylinder outlet fitting 9.00 ea.

99A-2076 1941-48 master cylinder outlet fitting 11.00 ea.

91A-2075 block at front wheel 10.00 ea.

Brake line Kits

These are complete stainless steel line kits. Pre bent with stone guard and ends just like the originals.

11A-2269-KIT 1941-42 cars 175.00 kit

51A-2269-KIT 1946-48 cars 175.00 kit



Bolt, Mounts Outlet Fitting to Back of Master Cylinder
91A-2077 1939-48 all bodies 6.00 ea.

Brake Line Hoses

99A-2079	1939-48 all cars/comm. front brake hose		
	<i>two required per vehicle</i>		15.00 ea.
91A-2078	1939-48 rear brake hose for cars/p.u.		
	<i>one required per vehicle</i>		13.50 ea.
01T-2078	1942-47 rear hose for trucks		18.00 ea.

Steel Brake Line in Bulk

91A-2269	1/4" steel brake line 25 ft. roll	25.00 role
----------	-----------------------------------	------------

Hand Brake Link Pin and Retainer Clip

91A-2107	1939-45 link pin holds emergency lever to brake shoe	1.60 ea.
51A-2107	1946-48 link pin holds emergency lever to brake shoe	1.60 ea.
91A-2106	1939-48 link pin retainer horse shoe clip	.60 ea.

Hand Brake Cable Equalizer

91A-2119	1939-48 cars/comm.	7.00 ea.
----------	--------------------	----------



New Master Cylinder

91A-2140	1939-48 cars/pickups	85.00 ea.
----------	----------------------	-----------



Master Cylinder Push Rod

91A-2143	1939-48 cars/comm.	14.00 ea.
----------	--------------------	-----------



Copper "O" Ring Gaskets on Master Cylinder

91A-2149	1939-48 .45" i.d. x .69" o.d. <i>two required per car</i>	.95 ea.
91A-2151	1939-48 .61" i.d. x .81" o.d. <i>one per car</i>	.95 ea.
91A-2152	1939-48 .51" i.d. x .81" o.d. <i>one per car</i>	.95 ea.



Master Cylinder Floor Cover Plate

91A-7011136	1939-48 all body styles (molded rubber over steel)	7.50 ea.
-------------	--	----------

Master Cylinder Rubber Boot (included in kit)

91A-2180	1939-48 cars and comm.	3.00 ea.
----------	------------------------	----------



Bleeder Screw for Wheel Cylinders

8M-2208	1939-48 cars/trucks	1.50 ea.
---------	---------------------	----------

Front Hand Brake Cable (runs from hand lever to rear cable equalizer)

01C-2853	1939 cars and 1940-41 pickups	35.00 ea.
01A-2853	1940 cars	30.00 ea.
11A-2853	1941-48 cars	30.00 ea.

Rear Brake Cable (runs from rear brake through equalizer to other rear brake)

91A-2275	1939-41 car/pickup 122" long, includes rubber boots	30.00 ea.
21A-2275	1942-48 cars 107.5" long, includes rubber boots	30.00 ea.

Brake Pedal Retracting Spring

91A-7523	1939 car/pickup	4.00 ea.
01A-2456	1940 cars and 1940-41 pickups	2.00 ea.
99A-7523	1941-48 cars	2.50 ea.
01T-2472	1942-47 pickups, 1942-52 big truck	4.00 ea.

Emergency Brake Cable Grommets and Brackets

11A-2091	1941-48 cable grommet	5.00 ea.
91A-2272	1939-40 rear radius rod cable guide metal bracket. Sold in pairs	7.00 pr.
91A-2271	1939-40 rubber grommet for cable guide	6.00 pr.
91A-2273	1939-40 hand cable to frame grommet mounts in center box of frame	4.00 ea.
01A-17265	1940 cable grommet at firewall also holds speedometer cable	6.00 ea.
11A-17265	1941-48 cable grommet at firewall also holds speedometer cable	6.00 ea.
21C-17265	1942-47 pickup cable grommet at firewall also holds speedometer cable	5.00 ea.

**Bolt, Mounts at Brake Pedal to Push Rod For Master Cylinder**

91A-2462	1939-47 cars and pickups	6.00 ea.
----------	--------------------------	----------

Brake Hose Clip

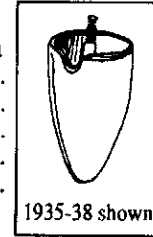
78-2814	1939-52 also holds hand brake cables	1.10 ea.
---------	--------------------------------------	----------



FRONT AXLE PARTS

Front Axle Bumpers

B-3020	1932-34 cars/pickups 1 per car	10.00 ea
48-3020	1935-38 cars/pickups 2 per car	8.00 ea.
91A-3020	1939-40 cars/pickups 2 per car	8.00 ea.
11A-3020	1941-42 cars	8.00 ea.
51A-3020	1945-48 cars	9.50 ea.
21C-3020	1942-47 pickups	9.00 ea.



Perch Bolt Special Nut

HD-1148A	1928-48 cars/pickups	2.00 ea.
----------	----------------------	----------

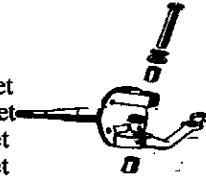
Spindle Nut and Washer

HD-351129S	1928-48 castle nut cars/pickups	2.00 ea.
B-1195	1928-56 spindle washer cars/pickups	2.00 ea.

Complete King Pin Sets

Each set includes: 2 pins, 2 bearings, 4 bushings, lock pins washers and seals.

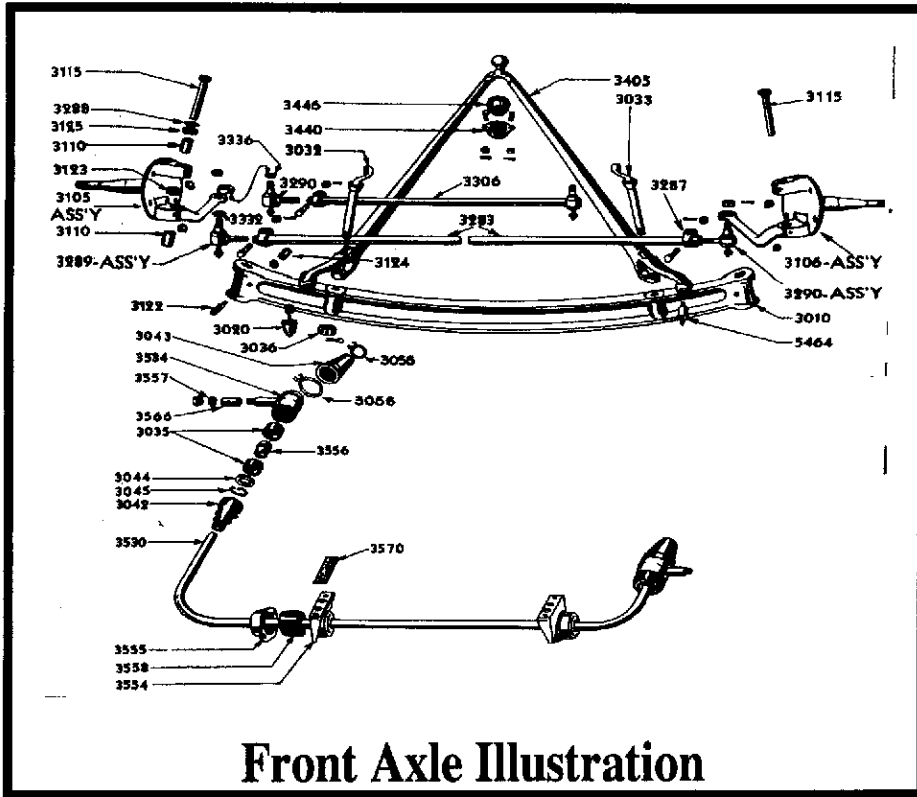
B-3111	1932-34 cars/pickups	120.00 set
48-3111	1935-36 cars/pickups	125.00 set
78-3111	1937-41 cars/pickups	55.00 set
21A-3111	1942-48 cars	55.00 set



Tie Rod Ends

11A-3270	1935-59 car/pickup right side	15.00 ea.
11A-3271	1935-59 car/pickup left side (also fits 1935-59 drag link)	15.00 ea.





Front Axle Illustration

Drag Link and Tie End Rubber Seals

BB-3333	metal caps for 1932-34 (set of four)	3.50 set
BB-3332	rubber seals for 1932-34 (set of four)	4.00 set
8M-3332	1935-60 car/pickup (4 per car required)	1.00 ea.

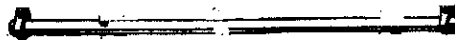
Tie Rod Steel Ball


B-3311	1932-34 with bolt on stud	5.50 ea.
--------	---------------------------	----------

Tie Rods

Does not include both ends

48-3283	1935-36 car/pickup	40.00 ea.
78-3283	1937-41 car/pickup	50.00 ea.
21A-3283	1942-48 car	50.00 ea.



Drag Link (runs from steering box to spindle) 

B-3305	1932 less internal parts	70.00 ea.
11Y-3306	1935-40 cars/pickups includes both ends	110.00 ea.
11A-3306	1941 car includes both ends	125.00 ea.
21A-3306	1942-48 cars only	110.00 ea.

Drag Link Coupling

11A-3310 1935-48 All connects link to drag link end 14.00 ea.

Drag Link Coupling Clamp

48-3287 1935-48 car/pickup 3.50 ea.

Internal Drag Link and Tie Rod End Repair Kit

40-3312-S 1930-34 car /pickup 12.50 set

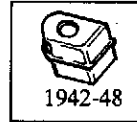
Radius Ball Bushing (rubber)

connects from wish bone to frame (insulator)

B-3446	1932-40 car/pickup Ford script	10.00 ea.
11A-3446	1941-48 cars	10.00 ea.

Stabilizer Bar Rubber Bushing

11A-3558	1940-41 car only	10.00 pr.
21A-5484	1942-48 car only	10.00 pr.



Track Bar Rubber Bushings

51A-18197 1942-48 car only (8 per car required) 2.00 ea.

Stabilizer Bar Swivel and Bracket

01A-3533-SPR 1940-41 attaches stabilizer bar to the perch bolts



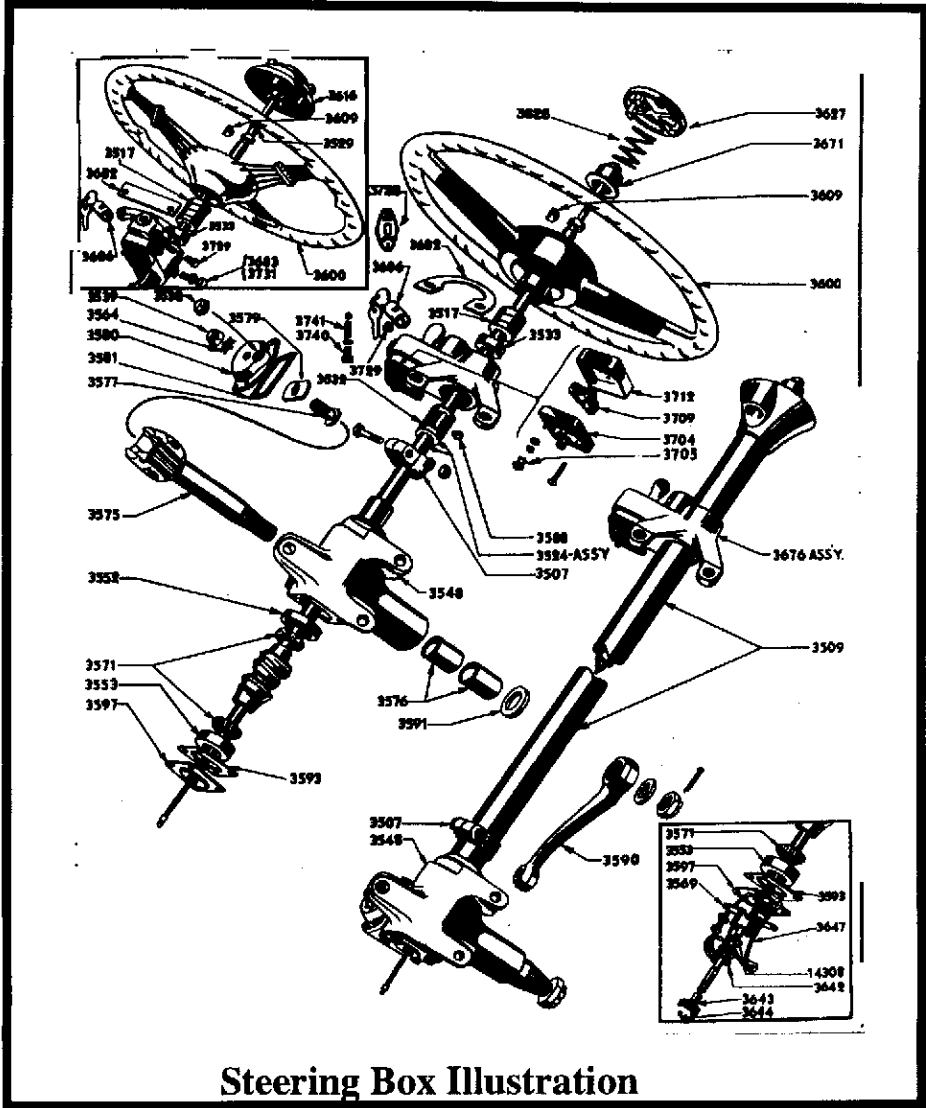
60.00 pr.



STEERING GEAR AND PARTS

Upper Steering Column Bushing

40-3517	1933-40 rubber bushing cars/pickups	6.00 ea.
B-3517-N	1933-40 with bushing insert	20.00 ea.
21A-3517	1942-46 cars/pickups roller bearing	10.00 ea.
21A-3518	1942-46 cars/pickups bearing sleeve	15.00 ea.



Steering Box Illustration



517-676-4416

fax 517-676-3485

Steering Worm Gear Without Shaft

40-3524-X	1932-34 car/pickup	75.00 ea.
48-3524-X	1935 car/pickup	75.00 ea.
68-3524-X	1936 car/pickup	75.00 ea.
78-3524-X	1937-48 car/pickup	75.00 ea.

Worm Gear With Shaft

01A-3524	1940 cars, can be used on 1937-39 by redrilling the column lock holes.	125.00 ea.
11A-3524	1941-48 cars only	130.00 ea.

Worm Gear Bearings and Races

B-3571	1932-35 upper & lower roller bearing	12.50 ea.
68-3571	1936-48 upper & lower roller bearing	9.00 ea.
B-3552	1932-48 lower race	12.00 ea.
8A-3553	1937-48 upper race	22.00 ea.

Steering Sector Shafts (forgain made)

B-3575-A	1932-34 car/pickup stamped # 13	150.00 ea.
48-3575	1935 car/pickup stamped #15	125.00 ea.
68-3575	1936 car/pickup stamped #17	125.00 ea.
7RC-3575	1937-48 car/pickup roller type	225.00 ea.



Sector Shaft Roller Repair Kit

Includes the roller and pin.

7C-3575-X	1937-48 all sector roller	80.00 kit
78-3575-X	1937-48 sector roller kit	80.00 kit



Sector Shaft Bushings/Roller Bearing

78-3576	1932-35 & 1937-48 bushing car/pickup	4.00 ea.
68-3576	1936 roller bearing car/pickup	10.00 ea.

Steering Wheels

These are exact reproductions. VERY NICE!

68-3600-A	1935-36 standard wheel car/pickup	180.00 ea.
78-3600-A	1937-39 standard wheel car/pickup	180.00 ea.
91A-3600-B	1939 deluxe banjo wheel	200.00 ea.
01A-3600-DLX	1940 deluxe car	265.00 ea.
11A-3600	1941-48 cars (big hub)	150.00 ea.



Steering Wheel Nut

Holds the wheel to the steering shaft

B-3610 1928-41 all bodies 1.00 ea.

Steering Box Gasket SetB-3581 1932-36 all 6.00 set
78-3581 1937-48 all 6.00 set**Horn Buttons**

Includes metal bracket on back.

01A-3627-A 1940 standard car 20.00 ea.
01A-3627-B 1940 deluxe car 20.00 ea.
11C-3627-A 1940-47 pickup 20.00 ea.**1942-48 Horn Button Plastic Inserts (Cars Only)**6A-3627 1942-48 with gold features 40.00 ea.
6A-3627-B 1942-48 with blue features 40.00 ea.**1941-48 Horn Button Insulator**

11A-3672 1941-48 car 3.00 ea.

Horn Button Spring01A-3626 1940 car/1940-47 pickup 3.00 ea.
21A-3626 1942-48 cars 3.00 ea.**Horn Button Wire**

Cotton braided wire with metal contact cap.

01A-3671 1940 car & 1940-47 pickup 30.00 ea.
(more horn button wires on page 87)**1932 Horn & Light Switch Rod**

This runs through the steering shaft to operate the light switch.

B-3616 1932 car/pickup nice reproduction 45.00 ea.

1928-39 Light Switch Spider PartsB-3643 light switch spider all models 1928-39 3.50 ea.
B-3647 1928-36 switch wire bail to steer box 2.05 ea.
78-3647 1937-39 switch wire bail to steer box 4.25 ea.
B-3642 1928-39 spider spring all models 1.25 ea.

Pitman Arm


11A-3590-C 1941 car 40.00 ea.

Sector Shaft Seal


48-3591 1935-48 car/pickup neoprene seal 4.75 ea.

Ignition Lock to Dash Rubber Pad

B-3682	1932 car	2.00 ea.
40-3682	1933-34 car	2.00 ea.
48-3682	1936-36 car & 1932-47 truck	2.00 ea.
78-3682	1937 car	2.00 ea.
81A-3682	1938-39 car	5.00 ea.
01A-3682	1940 car	2.00 ea.
11A-3682	1941-48 car	5.00 ea.


Reproduction Key Blanks These have the original shape.

B-3686-KA	1932-34 door lock	5.00 ea.
B-3686-KB	1932-48 ignition, 1935-40 door lock	5.00 ea.
B-3686-KC	1932-48 deck handle, 1935-48 glove box	
	1932-48 spare tire	5.00 ea.


Hurd Embossed Reproduction Key Blanks

Ignition switch & door lock

91A-3685	1939-48 Ford car & Mercury, 1939-47 PU	5.00 ea.
B-3685-A	1932-38 Ford car & Ford PU, ignition & door	5.00 ea.
91A-7006080	1939-48 Ford car & Mercury	5.00 ea.
B-7006080	1932-38 Ford car, glove box & trunk	5.00 ea.

(also fits 1932-36 spare tire lock)

Ignition Lock Cylinder Retaining Pin

68-3729 1936-48 car/pickup 3.50 ea.

Ignition Lock Twist Off Bolt

B-3731 1932-48 cars, 32-47 pickups 3.00 ea.

Ignition Switch Parts

B-3704	1932-37 switch body with 2 posts	10.00 ea.
81A-3704	1938-40 switch body with 3 posts	15.00 ea.
B-3712	1932-37 metal switch box	11.00 ea.
81A-3704-9-K	1938-40 car & 1938-47 truck ignition	
	switch body and contact brush set	22.00 set
40-3735	1933-34 chrome switch lever, pass.	20.00 ea.
40-11556	1933-34 On/Off plate	8.00 ea.

1940 Car Ignition Plate-Lever-Button Kit

Stainless Steel kit contains switch plate w/original style raised lettering, border, button and lever. This kit is a perfect example of how small but beautiful parts can make a huge improvement to even the nicest show car.

01A-3676-K 1949 car, switch plate, lever and button 45.00 ea.



Brake and Clutch Pedal Pads (cars/trucks)

B-2454	1932 with Ford script	35.00 ea.
40-2454	1933-36 has pyramid design	17.00 pr.
78-2454	1937-40 has pyramid design	17.00 pr.
11A-2454	1941-48 has circle design	17.00 pr.

**Street Rod Pedal Pads**

Highly polished stainless steel ring. Molded rubber on steel insert.
Rubber has recessed waffle design. Fits 1933-48 cars and 1933-56 pickups.

HB-2454-SS	original taper stud	35.00 ea.
HB-2454-SS-1	1/2"-20 stud with nut included	35.00 ea.

Brake and Clutch Pedal Bumpers

B-35184	1932-34 car/ 1935-39 truck	4.00 pr.
48-700386	1935-38 includes screws	4.00 pr.
91A-2476	1937-48 slip over pedal arms	7.00 pr.

Brake and Clutch Pedal Repair Kit

Includes shaft and four bushings.

01A-7506-S	1940-48	17.50 set
------------	---------	-----------

Pedal and Steering Tube Floor Seal Sets

B-7001730	1932	1 piece foamy rubber	10.00 ea.
40-7001730	1933-34	1 piece foamy rubber	10.00 ea.
48-7001730	1935-36	4 piece set	10.00 set
91A-2476	1937-48	pedal bumper and seals	7.00 pr.

**Steering Tube Seals**

11A-7001731	1941-48 cars, foam rubber seal	15.00 ea.
11A-7001730	1941-48 cars, rubber that fits above mat	10.00 ea.
01A-7001731	1940 cars, steering tube to floor seal	5.00 ea.



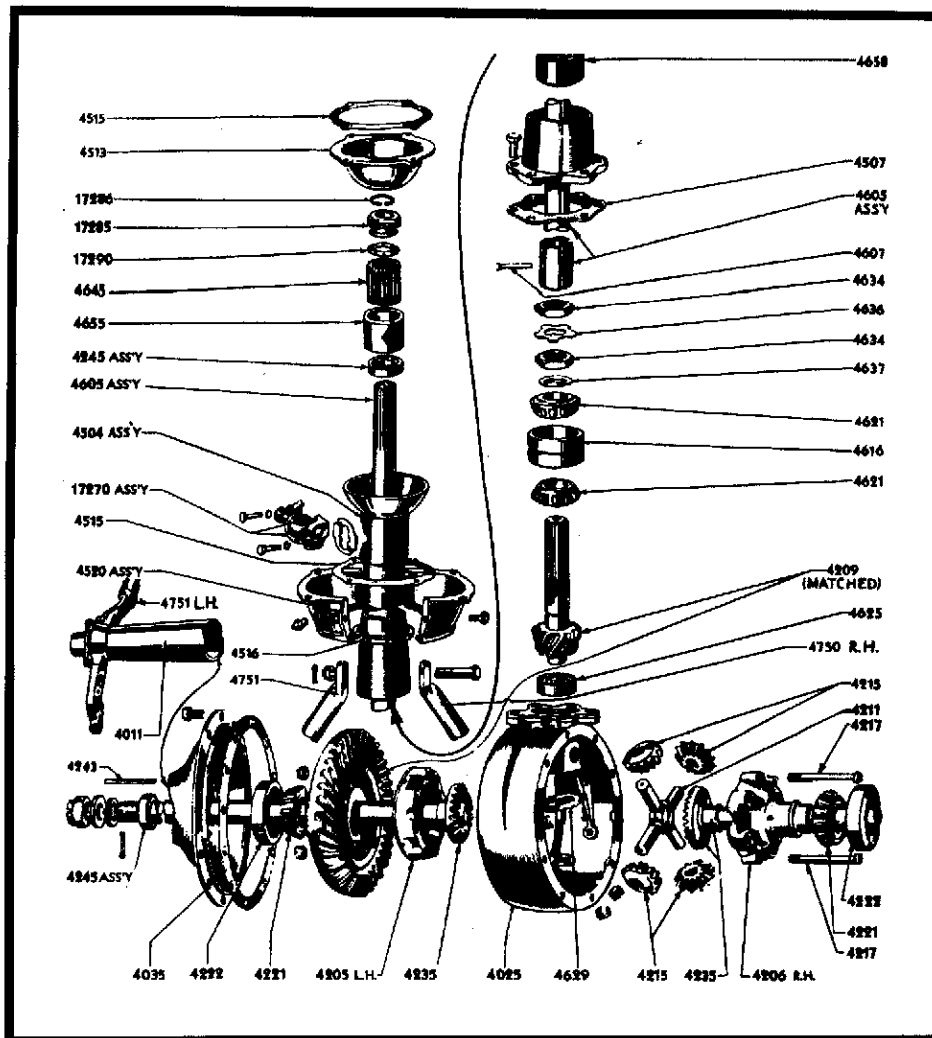
11A-7001730

Steering and Pedal Seal Retaining Plates

These are stamped steel as original.

B-35122	1932 car & pickup, cover plate around steering column and pedals	30.00 ea.
40-700392	1933-34 cars, plate around steering tube and pedals	27.00 ea.
48-700392	1935-36 cars, plate to hold pedal seals	30.00 ea.
01A-7001732-5	1940 car	15.00 ea.
01C-8112145	1940-41 pickup	25.00 ea.





REAR AXLE PARTS

Gasket Set Includes the following gaskets: 2 housing, 1 torque tube, and universal gaskets.

18-4035 1932-48 cars/pickups 15.00 set

Differential Housing Gasket

These gaskets are used for setting the gear backlash.

18-4035-C 1932-48 .005 thick 3.00 ea.
 18-4035-B 1932-48 .010 thick 3.00 ea.
 18-4035-A 1932-48 .015 thick 3.00 ea.



Differential Bearings & Races

18-4221	1932-36 roller bearing cars/pickups	60.00 ea.
18-4222	1932-36 race cars/pickups	25.00 ea.
68-4221	1937-48 roller bearing cars/pickups	38.00 ea.
68-4222	1937-48 race cars/pickups	26.00 ea.

Rear Axle Shaft Key & Nut

B-4243	1930-48 axle key cars/pickups	1.50 ea.
HD-34034	1928-41 axle nut cars/pickups	3.00 ea.
HD-356074	1942-48 axle nut cars/pickups	3.00 ea.
351505	1928-48 axle nut washer	1.85 ea.

Rear Axle Inner Grease Seal & Drive Shaft Seal

B-4245	1930-48 car/pickup <i>3 per car required</i>	3.50 ea.
--------	--	----------

Drive Shaft Connecting Sleeve Pin

48-4607	1933-40 used with 6 x 10 spline	1.00 ea.
68-4607	1936-48 used with 6 spline	1.00 ea.

Drive Shaft Pinion Seal

01Y-4676	1942-47 pickup pinion seal	11.00 ea.
----------	----------------------------	-----------

Drive Shaft Coupling Sleeve

48-4684	1935-40 6 x10 splines	75.00 ea.
68-4684	1936-48 6 splines each end	50.00 ea.

Pinion Bearings & Races

18-4616	1932-34 double race cars/pickups	100.00 ea.
18-4621	1932-34 roller bearings 2 required	22.00 ea.
48-4616	1935-48 double race cars/pickups	70.00 ea.
48-4621	1935-48 roller bearing 2 required	45.00 ea.

Pinion Pilot Bearing

18-4625-A	1932-48 cars/pickups	45.00 ea.
-----------	----------------------	-----------

Rear Axle Tube Repair Sleeve For End Race

B-1225-SL	Machining is required. 1932-48 cars and pickups	30.00 ea.
-----------	---	-----------

Pinion Lock Nuts, Washer & Retainer

18-4634	1932-48 pinion lock nut cars/pickups	3.50 ea.
01Y-4636	1932-48 lock nut washer	2.00 ea.
18-4629	1932-48 pilot bearing retainer	2.00 ea.



Rear Axle Housing Bolts

HD-1207	1932-48 set of 20 thick headed black oxide bolts for housings to center	7.50 set
---------	---	----------

Drive Shaft Bearing & Sleeve

B-4645	1930-48 roller bearing cars/pickups	16.00 ea.
B-4655	1930-48 bearing sleeve	9.00 ea.

Torque Tube Gaskets

B-4515	cap gasket <i>2 required</i>	1.50 ea.
B-4516	cork gasket for 2 pc. cap	2.00 ea.
48-4507	rear tube gasket at axle	2.00 ea.

Rear Axle Bumpers

B-5783	1932 car/pickup <i>2 required</i>	8.00 ea.
40-5783	1933-34 cars/pickups	10.00 ea.
48-5783	1935-38 cars/pickups	8.00 ea.
91A-5783	1939-40 cars/pickups	7.00 ea.

Columbia Overdrive Repair Kit

10 piece brass washer set.		
48-4059-60-S	1936-48 columbia rear axle	33.00 set

FRONT & REAR SPRING PARTS**Front Spring Shackle Kit (one kit per spring)**

B-5304-S	1932-34 cars/pickups	20.00 set
48-5304-S	1935-40 cars/pickups	25.00 set
11A-5304-S	1941 car	22.00 set
21A-5304-S	1942-48 cars	26.00 set

**Individual Front Shackle Parts**

40-5463	1932-34 upper shackle stud (axle)	5.00 ea.
40-5464	1932-34 lower shackle stud (spring)	5.00 ea.
51A-5464	1935-41 spring & axle stud	5.00 ea.
51A-5464	1942-48 axle stud	5.00 ea.
21A-5464	1945-48 spring stud	5.00 ea.
21A-5467	1942-48 rubber bushing at spring	2.00 ea.
91A-5468	1932-40 connecting bar	2.00 ea.
21A-5468	1942-48 connecting bar	3.00 ea.



1942-47 Truck Spring Shackle Parts Rear

21C-5775	1942-52 rear spring bracket	35.00 ea.
21C-5776	1942-52 rear spring swing hanger	35.00 ea.
21C-5780	1942-56 rear spring shackles stud	6.00 ea.
21C-5781	rear spring main leaf bushing	11.00 ea.
21C-5791	rear swing hanger bushing	6.00 ea.

Front Spring Tie Bolt

HD-355905-S	1930-48 cars/pickups	2.00 ea.
-------------	----------------------	----------

Front Spring U-Bolt

B-5455-A	1930-34 4.19" long	6.00 ea.
B-5455-B	1930-34 4.5" long	5.00 ea.
11A-5455	1940-41	8.00 ea.
51A-5455	1942-48	8.00 ea.

Rear Spring Tie Bolt

HD-355521-S	1930-48 cars/pickups	2.00 ea.
-------------	----------------------	----------

Spring to Frame Anti-Squeak Pad

11A-5599	1932-48 front and rear	3.00 ea.
----------	------------------------	----------

Spring Liners moulded in black with "lip" on sides. **MADE IN USA.**

A-5310-P2	Front 2" wide x 20 feet	12.25 roll
A-5310-P3	Rear 2-1/4" wide x 20 feet	14.00 roll

Rear Spring Shackle Bar & Bolt Kits

B-5630-S	1932-34 cars/pickups	20.00 set
48-5630-S	1935-40 cars/pickups	25.00 set
11A-5630-S	1941 car	22.00 set
21A-5630-S	1942-48 cars	26.00 set

Individual Spring Shackle Parts

51A-5713	1932-48 steel/rubber stud	5.00 ea.
21A-5714	1942-48 pin used with rubber bushing	2.50 ea.
21A-5719	1942-48 rubber shackle bushing	1.75 ea.
91A-5468	1932-40 connecting bar	2.00 ea.
21A-5468	1942-48 connecting bar	3.00 ea.

1942-47 Truck Front Spring Shackle Parts

21C-5465	1942-47 front spring shackle stud	8.00 ea.
21C-5344	1942-47 front spring bracket bushing	8.00 ea.
21C-5348	1942-47 front spring bushing	5.00 ea.
21C-5469	1942-47 outer shackle connecting bar	4.00 ea.
21C-5468	1942-47 inner shackle connecting bar	4.00 ea.

1942-47 Truck Rear Spring Hanger & Bracket

21C-5775	rear spring bracket	35.00 ea.
21C-5776	rear spring swing arm	35.00 ea.



Rear Spring U-Bolts

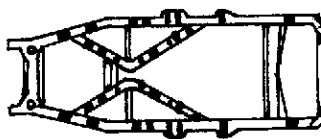
B-5705-A	1930-34 4.19" long	cars/pickups	7.00 ea.
B-5705-B	1930-34 4.5" long	cars/pickups	7.00 ea.
78-5705	1937-40 4.88" long	cars/pickups	8.00 ea.
21A-5705	1942-48 8.5" long	cars only	6.50 ea.
51A-5705	1942-48 7.75" long	cars only	8.00 ea.

Rear Spring Clip Bar

B-5710-C	1932-41 holds spring to cross member	10.00 ea.
----------	--------------------------------------	-----------

Correct Castle Nut For U-Bolts

HD-1146	1928-34 front set of 4	3.50 set
HD-1147	1935-48 front & 1932-48 rear	3.75 set

BODY TO FRAME MOUNT KITS

All kits include instructions.

48-5001	1935-36 contains all pads and seals to complete the job.	80.00 kit
78-5001	1937-40 closed cars 34 rubber mounts	45.00 kit
01A-5001	1940 convertible	45.00 kit
11A-5001	1941 closed car	40.00 kit
11A-5001-B	1941 convertible	40.00 kit
21A-5001	1942-48 all bodies	45.00 kit

Body To Frame Bolt Kits

Each kit contains all the bolts, nuts, flat washers and lock washers needed to attach the body to the frame.

78-5000-HK	1937-40 closed cars 126 piece kit	25.00 kit
51A-5000-HK	1941-48 all cars 44 piece kit	20.00 kit

Body to Frame Webbing

Oil treated body cushion used mostly on 1932-34 bodies.

It is 1/8" thick.

B-5000-B2	20 feet X 2" wide	21.75 roll
B-5000-B1	20 feet X 1 1/2" wide	20.00 roll



Metal to Metal Welting

This is used between two pieces of metal to keep it from squeaking and chaffing.

B-5000-A1 20 feet 1/16" thick

17.00 roll

FRAME PARTS AND REPAIR PANELS

1932 Frame Spreader Bars

B-5041-SS	1932 front polished stainless steel	64.50 ea.
B-18575-SB	rear bar polished stainless steel	108.50 ea.

Frame Side Member to Cross Member Plates

Includes mounting hardware.

PC-80	1937-41 left hand side	80.00 ea.
PC-81	1937-41 right hand side	80.00 ea.
PC-82	1935-36 left hand side	80.00 ea.
PC-83	1935-36 right hand side	80.00 ea.

Frame to Body Mount Boxes

Includes mounting hardware.

PC-64	1935-40 left front box	85.00 ea.
PC-71	1935-40 left rear box	85.00 ea.
PC-65	1935-40 right front	85.00 ea.
PC-72	1935-40 right rear	85.00 ea.

Order Information

Parts may be ordered three ways: If you have any questions about a part please call. We're always ready to help you.

Fax: 517-676-3485

Phone: 800-728-0762 Orders only.

Questions: 517-676-4416 Please have part numbers ready when placing an order.

**Mail: 4322 Curtice Rd.
Mason, MI 48854**



BATTERIES, CABLES AND HOLDERS

GROUP

1	1932 car/pickup	120.00 ea.
2LF	1933-39 car/pickup	210.00 ea.
2HF-O	1940-53 all, Optima	310.00 ea.



Batteries

These batteries are FORD Script and carry a 4 year pro-rated warranty. Each battery comes dry charged with unlimited storage.

Battery Information

group	volts	cold crank amps	dimensions (top of post)
1	6	550	9-1/4 L x 7-3/8 W x 9 H
2LF	6	570	10-1/2 L x 7 W x 7-7/8 H
2HF	6	570	10-1/4 L x 7-1/8 W x 9-1/4 H

Battery Cables

Battery to Ground

40-14301	1932-34 & 1936 17-5/8" long, script	(Call for availability)
48-14301	1935 11-1/2" long, script	
78-14301	1937-39 standard 9-11/16" long, script	
91A-14301	1939 deluxe to 1948 6-3/8" long, script	
78-14301-NS	1937-48 non script	13.00 ea.

Engine to Firewall Ground

91A-14303	1937-48 8-1/4" long	8.00 ea.
-----------	---------------------	----------

Starter Switch to Starter

18-14431	1932-36 v-8 32-1/2" long	20.00 ea.
----------	--------------------------	-----------

Battery to Solenoid

78-14300	1937-39 standard 17-3/8" long, script	25.00 ea.
78-14300-NS	1937-48 non script	15.00 ea.
91A-14300	1939 deluxe to 1948 13-5/16" long, script	25.00 ea.

Battery Cable Bolts

C0AZ-14300-BMB	bolts and nuts set	2.00 pr.
----------------	--------------------	----------

Battery to Starter Switch

18-14195	1932-34 26 1/2" long, script	22.00 ea.
48-14300	1935-36 27-1/2" long, script	22.00 ea.
48-14300-B	1935-36 with mount bracket, script	35.00 ea.



Solenoid to Starter Cable

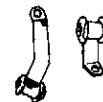
78-14431 1937-48 all 15.00 ea.

Battery Cable Brackets and Holders

18-14548/50 1932-34 starter cable brackets with grommets 35.00 pr.
 48-14550 1935-36 cable bracket with grommet 15.00 ea.
 48-14433 holder that mounts below oil sender
 1935-36 cars/pickups. Ford script 5.00 ea.
 18-14548 cable holder rubber grommets used
 on the above brackets 5.00 ea.

Battery Cable to Frame Grommets

B-14434 1932-34 cable to frame grommets 5.00 ea.

**Battery Box 1937-39**

Heavy gauge steel, easily adaptable to other years with original style firewall mounting lip for easy installation. Includes instructions and stainless rivet head mounting bolts for a clean, original look.

78-700740 1937-38 all, 1939 standard, 1937-39 pu 125.00 ea.

**Battery Tray/Holder**

40-5151 1933-34 car/pickup 35.00 ea.
 01A-10732 1940 car & 40-41 pickup 70.00 ea.
 91A-5154-A 1939 deluxe closed car 70.00 ea.
 91A-5154-B 1939 deluxe open car 70.00 ea.
 11A-10732 1941-48 cars includes riveted hold down bolt 125.00 ea.
 48-5151 1935-36 battery support riveted to frame 35.00 ea.
 11A-10732-K 1941-48 battery tray 100.00 ea.



51A-17526

Battery Hold Down Parts

51A-17526 1933-39 std. & 41-48 hold down frame 20.00 ea.
 48-5127 1935-36 car, pickups hold down bolt 12.00 ea.
 91A-5165 1939 dlx. battery hold down clamp 32.50 ea.
 91A-5171 1939 dlx. battery hold down bracket 15.00 ea.
 11A-5175-E 1941-48 hold down bolt 3.50 ea.
 11A-5179-S 1941-48 hold nut and washer kit 3.50 kit
 01A-5185-B 1940 & 40-47 pickup hold down pad 2.00 ea.
 01A-5171 1940-41 cars/pickups hold down bracket 6.50 ea.
 A-5165 1932 hold down 9.75 ea.

Battery Mud Deflector

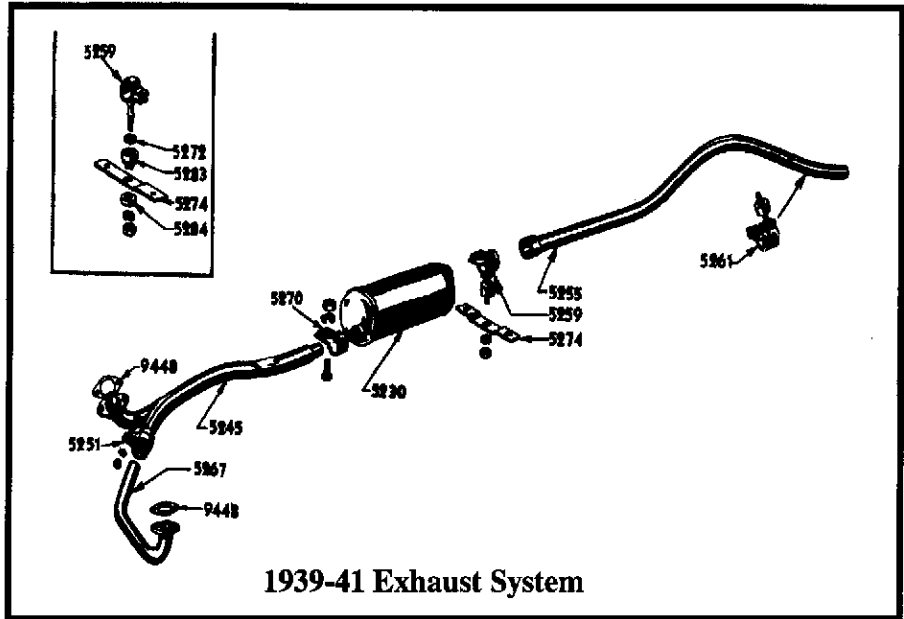
Keeps water from splashing up on the battery posts.
 48-700374 1935-36 car/pickup rubber 6.50 ea.

Battery Disconnect Switch

This switch mounts to the battery post. Just a turn of the knob shuts off all power to the car. This helps keep the battery from running down and makes it harder to steal the car.

A-14300-C fits all years and makes 12.00 ea.





EXHAUST SYSTEMS/PARTS

Exhaust Deflectors

Made of stainless steel and mounts on the tail pipe to keep the exhaust off the bumper.

- | | | |
|-------------|-----------------------------|-----------|
| 51A-18529-B | stamped with V-8 symbol | 18.00 ea. |
| 51A-18529-A | stamped with FORD script | 18.00 ea. |
| 51A-18529-P | smooth, no symbol deflector | 15.00 ea. |



Pipe Clamps

- | | | |
|----------|---------------------------------------|----------|
| 18-5251 | 1932-41 cross over pipe clamp | 6.00 ea. |
| 11A-5259 | 1939-46 front tail pipe support/clamp | 9.00 ea. |
| 99A-5261 | 1939-46 rear tailpipe hanger | 9.00 ea. |
| 48-5270 | 1935-46 exhaust pipe to muffler clamp | 6.00 ea. |

Exhaust Clamp/Hanger Sets

- | | | |
|------------|----------------------|-----------|
| B-5200-S | 1932 car/pickup | 22.00 set |
| 40-5200-S | 1933-34 cars/pickups | 35.00 set |
| 48-5200-S | 1935-37 cars/pickups | 30.00 set |
| 91A-5200-S | 1939-41 cars/pickups | 27.00 set |



Exhaust Pipes

40-5245	1933-34 cars/pickups	60.00 ea.
48-5245	1935-36 cars/pickups	65.00 ea.
91A-5245	1937-41 cars/pickups	65.00 ea.
21A-5254	1942-48 cars	65.00 ea.
7RC-5246	1942-52 1/2 ton pickups	65.00 ea.

Mufflers

40-5230	1933-34 cars/pickups	55.00 ea.
48-5230-A	1935-38 cars/pickups	65.00 ea.
91A-5230	1939-40 cars/pickups, round muffler (may fit some 1941 cars)	70.00 ea.
2GA-5230	1941-48 flat style	65.00 ea.

**Cross Over Pipes**

40-5267-A	1933-34 cars/pickups	35.00 ea.
48-5267	1935-36 cars/pickups	35.00 ea.
78-5267	1937-41 cars/pickups	35.00 ea.
51A-5267	1942-48 cars	35.00 ea.
59C-5267	1942-52 pickups	30.00 ea.

Tail Pipes

40-5255	1933-34 2-piece cars/pickups	37.00 ea.
48-5255	1935-38 cars/pickups	65.00 ea.
91A-5255	1939-40 cars/pickups	65.00 ea.
11A-5255	1941 car	65.00 ea.
6A-5255	1942-48	65.00 ea.

Exhaust Manifold Gasket

18-9433	1932-48 complete set of 8	8.00 set
---------	---------------------------	----------

Exhaust Manifold Stud Nut

HD-34673	1937-48 all	1.25 ea.
----------	-------------	----------

Exhaust Manifold Paint

Bill Hirschs best manifold paint 1800 F. Soft silky finish. Long lasting, easy to apply.

EMPT-16	Black, pint can	28.00/pint
EMPT-14	Cast iron, pint can	27.00/pint
EMPT-15	Aluminum, pint can	27.00/pint
EMPT-03	Stainless steel 1600 F	21.00/pint

ENGINE PARTS

Engine Paint

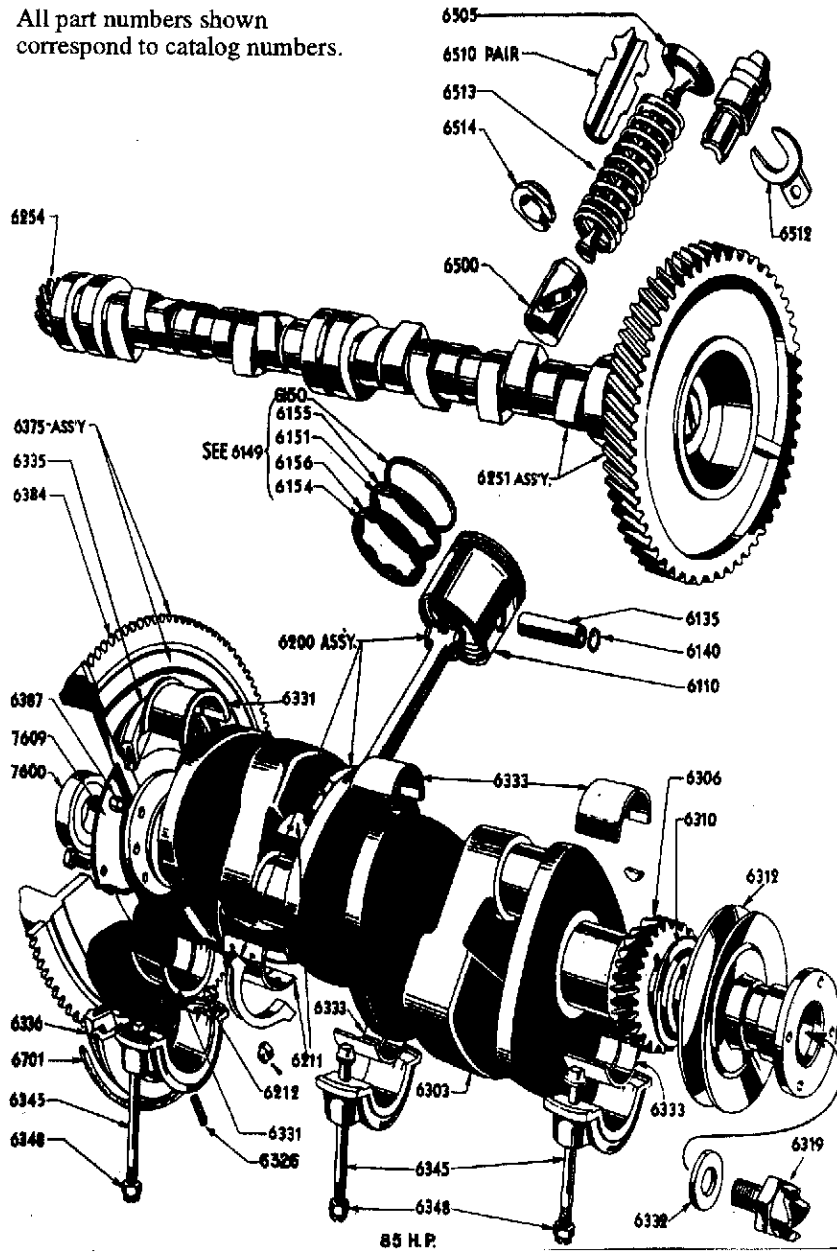
This is Bill Hirsch's best engine paint. Sold in quarts only.

It can be brushed or sprayed on.

B-6000	1928-41 cars and trucks green	34.00 qt.
21A-6000	1942-48 cars and trucks blue	34.00 qt.
B-6000-S	1928-41 Green in spray can	15.00 can



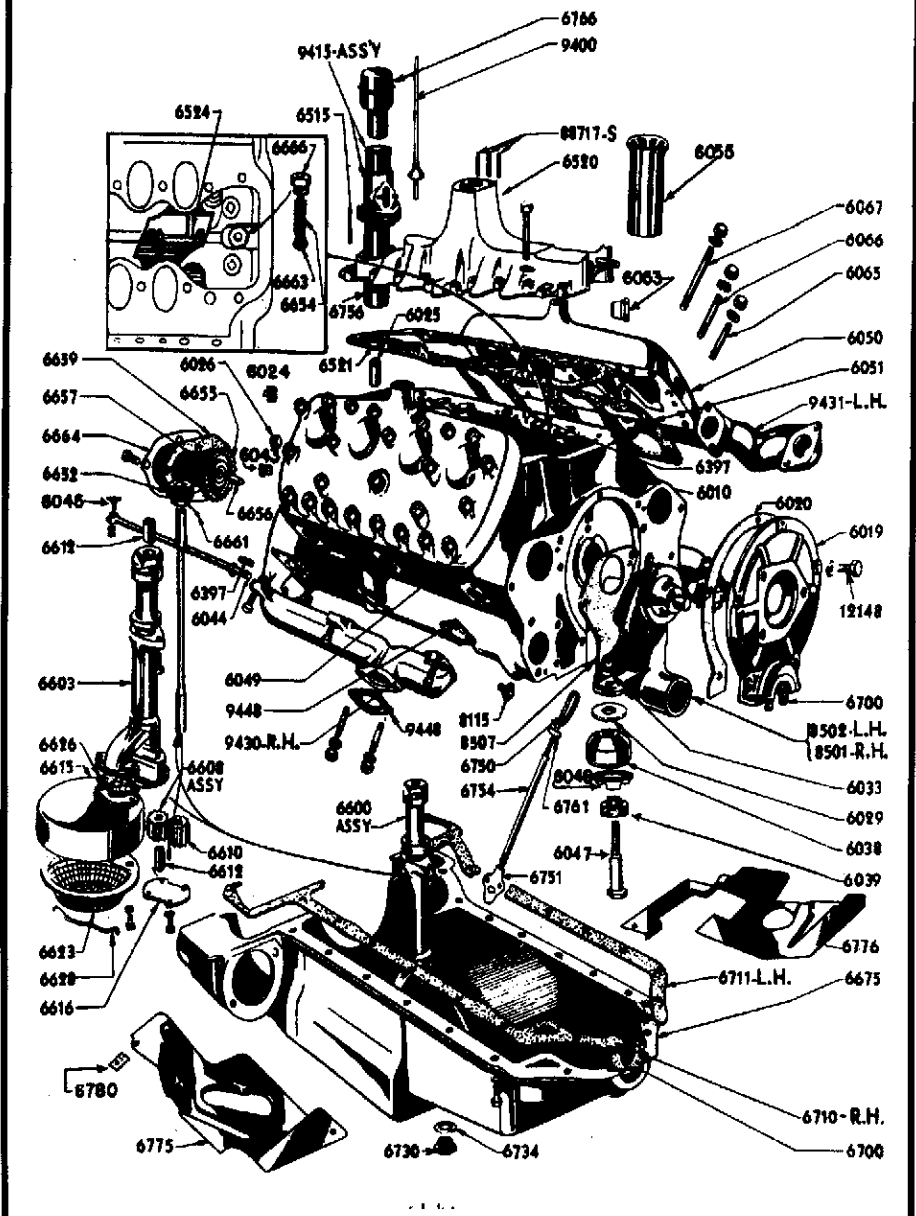
All part numbers shown
correspond to catalog numbers.



INTERNAL ENGINE ILLUSTRATION



All part numbers shown correspond to catalog numbers.



External Engine Illustration



Complete Overhaul Gasket Sets


18K-6008-KIT	1932-37 21 STUD	170.00 set
91A-6008-KIT	1938-42 24 stud 85 H.P.	125.00 set
99A-6008-KIT	1939-48 100 H.P.	125.00 set

Gasket Sealers

31600	aviation permatex (large bottle)	7.00 ea.
61309	silicone sealer, blue (tube)	3.25 ea.

Front Timing Cover and Gasket

18-6019	1932-41 all	30.00 ea.
21A-6019	1942-48 all	35.00 ea.
18-6020	gasket for all 1932-48	1.75 ea.



Engine Block Oil Plugs

18-6026	all 1932-48 brass plug	2.50 ea.
18-6043	all 1932-48 steel plug	2.50 ea.



Engine and Transmission Mounts

The best quality motor mounts available. These mounts are Ford script with all the internal metal parts molded in the rubber as original. Kit includes: bolt, lower cushion, metal cup, upper cushion, flat washers, nut and cotter pin.

B-6038-K	1932-36 pass. & pickup ENGINE	20.00 per mount
78-6038-K	1937-48 pass. & pickup ENGINE,	
	1937-41 pass. & pickup TRANSMISSION	20.00 per mount

Rear Engine Support/Mount

This is the rubber mount that attaches to the transmission and supports the rear of the engine.

B-5089-B	1932 cars/pickups	60.00 ea.
40-5089	1933-34 cars/pickups	50.00 ea.
48-5089	1935-36 cars/pickups	50.00 ea.
21A-6068	1942-48 cars/42-47 pickups	32.00 ea.



*21A-6068 Rear Motor Mount



Cylinder Head Gaskets

40-6051-K	1932-37 21 stud steel gasket	20.00 ea.
41A-6051-K	1938-41 24 stud 85 h.p. steel	20.00 ea.
59A-6051-K	1939-48 100 h.p. steel	27.00 ea.
91A-6051	1938-41 85 h.p. 24 stud steel car/pu	8.00 ea.

**Fuel Pump Push Rod Bushing**

If this bushing is worn more than .020, oil pressure will be lost.
Ream to size after installation.

18-6025	1932-48 all	6.00 ea
---------	-------------	---------

Exhaust Valve Insert

40-6057-B	1933-53 1.633 o.d	2.50 ea.
-----------	-------------------	----------

Cylinder Head Studs

40-6065	1932-48 2.34" long	1.75 ea.
40-6066	1932-48 2.90" long	1.75 ea.
40-6067	1932-37 3.59" long	1.75 ea.
48-6067	1937 3.09" long	1.75 ea.
91A-6067	1933-48 3.59" long	1.75 ea.

Head Nuts

These are the cadmium plated thick head nuts. Correct for show.

HD-3122-K	1932-37 21 stud (42 nuts)	10.00 set
HD-3126-K	1938-48 24 stud (48 nuts)	20.00 set

Chrome Acorn Head Nut and Intake Nut Covers

IN-6520-C	9/16" intake covers 1932-53 set of 20	15.00 set
CN-6067-C	11/16" headnut covers 1932-53 set of 50	27.50 set

Head Nut Washers

Used with aluminum heads. Cadmium plated.

HD-3125-K	1932-37 21 stud (42 washers)	8.00 set
HD-3127-K	1938-48 24 stud (48 washers)	20.00 set


Intake Manifold Washer Set

Used with aluminum intakes (very thin washers).

HD-351242-S	1932-48	6.00 set
-------------	---------	----------

PISTONS**1932-36 Flat Top Piston 3 Ring (includes pins)**

40-6108-STD	standard size	320.00 set
40-6108-020	.020 oversize	320.00 set
40-6108-030	.030 oversize	320.00 set
40-6108-040	.040 oversize	320.00 set
40-6108-060	.060 oversize	375.00 set



More pistons on following page.



1937-41 Dome Top 4 Ring Piston for 85 H.P. 3 1/16"

01T-6108-STD	standard size	320.00 set
01T-6108-020	.020 oversize	320.00 set
01T-6108-030	.030 oversize	320.00 set
01T-6108-040	.040 oversize	320.00 set
01T-6108-060	.060 oversize	320.00 set

1939-48 100 H.P. 3-3/16" Pistons (4 ring)

8BA-6108-STD	standard size	275.00 set
8BA-6108-020	.020 oversize	275.00 set
8BA-6108-030	.030 oversize	275.00 set
8BA-6108-040	.040 oversize	275.00 set
8BA-6108-060	.060 oversize	275.00 set
8BA-6108-080	.080 oversize	275.00 set

Piston Wrist Pins

01A-6135	1932-42 3-1/16" bore	4.00 ea.
49T-6135	1939-48 3-3/16" bore	2.50 ea.

Piston Pin Retainer Clip

78-6140	1932-48 thin wire clip	.20 ea.
---------	------------------------	---------

4 Ring Piston Ring Sets

These rings fit 3-7/16" bore, can be used with 3 ring pistons.

01T-6149-STD	std size	90.00 set
01T-6149-020	.020 oversize	90.00 set
01T-6149-030	.030 oversize	90.00 set
01T-6149-040	.040 oversize	90.00 set
01T-6149-060	.060 oversize	90.00 set

4 Ring Piston Rings

These rings fit 3-3/16" bore 100 hp. 1939-48.

8BA-6149-STD	std size	85.00 set
8BA-6149-020	.020 oversize	85.00 set
8BA-6149-030	.030 oversize	85.00 set
8BA-6149-040	.040 oversize	85.00 set
8BA-6149-060	.060 oversize	85.00 set
8BA-6149-080	.080 oversize	85.00 set

Connecting Rods (rebuilt exchange only)

48-6200	1932-38 21 stud engine	30.00 ea.
21A-6200	1938-42 24 stud engine	30.00 ea.
29A-6200	1939-48 24 stud 100 h.p.	30.00 ea.



Connecting Rod Bushing

18-6207	1932-38 used with 48-6200 rod	6.00 ea.
21A-6207	1938-48 all	2.00 ea.

Connecting Rod Bearings

21 Stud 85 H.P. With Lip (Sold In pairs)

48-6211-STD		65.00 pr.
48-6211-010		100.00 pr.
48-6211-020		100.00 pr.
48-6211-030		100.00 pr.

24 Stud 85 H.P. Without lip

81A-6211-STD	1938-42	35.00 pr.
81A-6211-010	.010 undersize	65.00 pr.
81A-6211-020	.020 undersize	65.00 pr.
81A-6211-030	.030 undersize	65.00 pr.

24 Stud 100 H.P. Rod Bearings

99T-6211-STD	standard undersize	50.00 pr.
99T-6211-010	.010 undersize	50.00 pr.
99T-6211-020	.020 undersize	69.95 pr.
99T-6211-030	.030 undersize	75.00 pr.

Camshaft Reground (Must receive your regrindable core before shipping).

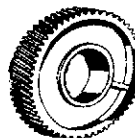
48-6250	1935-41 uses press on gear	130.00 ea.
21A-6250	1942-48 uses bolt on gear	130.00 ea.
91A-6250	1935-41 uses bolt on gear	130.00 ea.

Camshaft Rear Small Gear

18-6254-A	1932-48 with round i.d.	16.00 ea.
18-6254-B	1932-48 with flat i.d.	16.00 ea.

Camshaft Timing Gear

18-6256	1932-34 54 tooth press on gear	55.00 ea.
48-6256	1935-41 44 tooth press on gear	55.00 ea.
91A-6256	1939-48 bolt on fiber gear	55.00 ea.
11A-6256	1939-48 bolt on aluminum gear	60.00 ea.

**Camshaft Bearings**

01A-6260-S	1932-48 standard bearings	25.00 set
------------	---------------------------	-----------



Camshaft Gear Lock Ring & Bolts (used with bolt on gear)
 91A-6258 1939-48 bolt lock ring 5.00 ea.

Crankshaft Timing Gear

18-6306 1932-34 all 35.00 ea.
 48-6306 1935-48 all 35.00 ea.



Crankshaft Woodruff Key

HD-74156-S 1930-37 21 stud engine 1.30 ea.
 HD-74153-S 1938-48 24 stud engine 1.30 ea.

Oil Slinger Crankshaft (mount behind pulley gear)

40-6310 1933-37 21 stud engine 2.50 ea.
 81A-6310 1938-48 24 stud engine 2.50 ea.

Crankshaft Pulley

21A-6312 1942-48 cars and pickups 90.00 ea.

Crankshaft Ratchet

B-6319 1930-36 all ratchet 8.00 ea.
 81A-6319 1938-53 all ratchet 7.00 ea.
 81A-6332 1939-53 all ratchet washer 2.50 ea.



Crankshaft Main Bearings

21 Stud Engine 1936-38

68-6330-STD standard size 110.00 set
 68-6330-010 .010 undersize 110.00 set
 68-6330-020 .020 undersize 110.00 set
 68-6330-030 .030 undersize 110.00 set



24 Stud Main Bearings

81A-6330-STD standard size 110.00 set
 81A-6330-010 .010 undersize 110.00 set
 81A-6330-020 .020 undersize 110.00 set
 81A-6330-030 .030 undersize 110.00 set

Rear Potmetal Crankshaft Seal

78-6335 1936-42 upper 85 h.p. 18.00 ea.
 78-6336 1936-42 lower 85 h.p. 18.00 ea.
 91A-6335 1939-48 upper 20.00 ea.
 19B-6336 1939-48 lower 30.00 ea.

Main Bearing Cap/Stud

18-6345 1932-36 bolt 4.59" long square head 2.00 ea.
 48-6345 1932-36 stud 1.25 ea.



Flywheel Bolt (special hardened bolt)

B-6376 1928-48 drilled for lock wire 5.00 set/4

Flywheel Line Up Dowels

This is the pin that is in the rear of the crank shaft.

B-6387 1928-48 all. 3.50 ea.

Flywheel Ring Gear

B-6384 1930-48 all 28.00 ea.

Valve Springs

78-6513 1932-48 all 3.00 ea.

Valve Spring Keeper

40-6514 1932-48 all 1.00 ea.

**Fuel Pump Stand/Carb Stud**

18-6515 1932-48 all .50 ea.

Intake Manifold Gasket

40-6521 1932-48 all 11.00 ea.

Oil Baffle Valve Cover

48-6524 1935-48 all mounts in oil galley 5.00 ea.

Valve Guide O-ring

These are used with the solid valve guides intake only

8BA-6571 .80 ea.

Oil Pumps Less Pickup Tubes

68-6600-R	1935-42	50 # rebuilt pump (exchange)	100.00 ea.
41A-6600-R	1935-48	80 # rebuilt (exchange)	100.00 ea.
8BA-6621		new short 80 # pump no core required	155.00 ea.

(core must be received before shipment on the rebuilt pumps.)

Oil Pressure Sender 80 pound

Just like the original

41A-9278 1942-53 40.00 ea.

Oil Pressure Sender 50 pound

48-9278 1935-42 V8 and 6 cylinder engines 50.00 ea.

Oil Pump Rebuild Kits

18-6600-RKT	1935-42	50# long body pump	40.00 kit
41A-6600-RKT	1942-48	80# long body pump	40.00 kit



ENGINE SPECIFICATIONS

1932-36 21 stud engine:

Main Journals: 1.998"-1.999 std. dia. with poured mains.
 2.398"-2.399 std. dia. with slip in bearings.
 Rod Journals: 1.998"-1.999 std. dia.
 Bore: 3.0625"
 Stroke: 3.75"

1937-38 21 stude engine:

Main Journals: 2.398-2.399" std. dia.
 Rod Journals: 1.998-1.999" std. dia.
 Bore: 3.0625"
 Stroke: 3.75"

1938-42 24 stud 85 H.P.

Main Journals: 2.498-2.499" std. dia.
 Rod Journals: 1.998-1.999" std. dia.
 Bore: 3.0625"
 Stroke: 3.75"

1939-48 24 stud engine 100 H.P.

Main Journals: 2.498-2.499" std. dia.
 Rod Journals: 2.138-2.139" std. dia.
 Bore: 3.1875"
 Stroke: 3.75"

Torque Specifications FT./LBS.		
Rod bolt	castle nut	35-40
Main stud	castle nut	75-80
Head stud	50-60 cast iron head	
Oil pan	15-18	
Flywheel	75-85	
Exhaust manifold	25-30	
Front timing cover	12-15	
Water pump	23-28	
Fuel pump	6-9	
Pressure plate	17-20	
Spark plug	24-30	

Spark plug gap .025



Oil Pump Parts

18-6608	gear w/ long shaft 50#	75.00 ea.
41A-6608	gear w/long shaft 80 #	25.00 ea.
18-6610	small gear 50#	10.00 ea.
41A-6610	small gear 80#	12.00 ea.
B-6612	pump bushing 1932-48 all 2 required	1.00 ea.
18-6652	upper drive gear 1932-53	7.00 ea.
18-6661	upper gear retaining pin 1932-53	.40 ea.

Oil Pump Screen Cover

01A-6615	1936-48 50/80# pumps	6.00 ea.
----------	----------------------	----------

**Cover Plate for Lower Gears**

18-6616	1932-53 all included in kit	6.00 ea.
---------	-----------------------------	----------

Screen Oil Pump

68-6623	1935-53 large round screen	25.00 ea.
---------	----------------------------	-----------

Oil Screen Clip

68-6628	1936-48 all	2.00 ea.
---------	-------------	----------

Gasket, Pickup Tube to Pump

68-6626	1936-48 all	.20 ea.
---------	-------------	---------

Idler Gear, Shaft & Bushing

18-6655	1932-53 idler gear	20.00 ea.
18-6657	1932-48 idler gear bushing	4.00 ea.
18-6664	1932-48 idler gear cover	8.00 ea.
18-6656	1932-48 idler gear shaft	15.00 ea.

**Pressure Relief Valve Plunger/spring**

01A-6654	1935-42 in block 50# spring	2.00 ea.
68-6666	1935-48 plug for pressure assy.	5.00 ea.
41A-6654	80# relief valve spring	1.50 ea.

**Breather Cap**

48-6766-B	1935-48 round conventional type	20.00 ea.
-----------	---------------------------------	-----------

**1934-41 Air Cleaner Elements**

78-9600-M	air cleaner mesh only	10.00 ea.
78-9600-E	air cleaner mesh with screen (square holes)	27.50 ea.



517-676-4416

fax 517-676-3485

Oil Pan Gasket & Seal Set

18-6781	1932-34	85 h.p.	19.00 set
48-6781	1935-48	85/95 h.p. all	19.00 set

Oil Pan Dipstick Tube Mounting Boss

Made of die cast zinc. Includes rivets & gasket.

48-6751	1935-46	without oil filter return hole	37.50 ea.
59A-6751	1947-48	with oil filter return hole	25.00 ea.

Oil Pan Dipstick Tube

48-6754-B	1935-53	all	V-8 85/95 H.P.	8.00 ea.
-----------	---------	-----	----------------	----------

Oil Pan Drain Plugs & Gaskets

B-6730	1930-38	3/4"-20 plug	5.00 ea.
B-6734	1930-38	3/4" gasket	.70 ea.
52-6730	1935-48	1-1/2" plug	7.00 ea.
52-6734	1935-48	1-1/2" gasket	1.40 ea.

Oil Filter Element (U.S. MADE)

7HA-6731	1940-53	all	10.00 ea.
----------	---------	-----	-----------

Expansion Plug

These are the plugs for the bottom of the block on 1932-42 flatheads. Four required.

EP-3	steel plug	.20 ea.
EP-3-B	brass plug	.70 ea.

FLATHEAD SPEED EQUIPMENT

Finned Aluminum High Compression Cylinder Heads (Offenhauser)

HR-1068	1939-48 24 stud engine	600.00 pr.
HR-1069	1949-53 Ford and Mercury engines	600.00 pr.

Chrome Acorn Head Nut and Intake Nut Covers

IN-6520-C	intake nut covers 9/16" bolt head	15.00 set/20
CN-6067-C	head nut covers 11/16" bolt head	27.50 set/50

Fenton Cast Iron Headers

This is the first step for improved performance. These are the traditional favorite for sweet sound, quiet under-hood noise and longevity.

HR-7101	Headers for 1933-53 v-8	300.00 pr.
---------	-------------------------	------------



Beehive Oil Filter

These filters are beautiful finned aluminum with a painted body and polished lid.
Cools while it filters the oil.

HR-6731-BH firewall mounted for all flatheads 230.00 ea.

Behive Filter Mounting Bracket

HR-6731-BKP painted bracket 12.00 ea.

HR-6731-BKC chromed bracket 20.00 ea.

Intake Manifolds (Offenhauser)

HR-1090 1932-48 dual intake 265.00 ea.

HR-1075 1949-53 dual intake 250.00 ea.

HR-1072 1932-41 triple carb. 240.00 ea.

HR-1074 1942-48 triple carb. 240.00 ea.

HR-1077 1949-53 triple carb. 350.00 ea.

HR-1079 1932-48 four barrel carb. 250.00 ea.

HR-1078 1949-53 four barrel carb. 275.00 ea.

Super Dual Intakes

HR-1071 1932-41 240.00 kit

HR-1073 1942-48 240.00 kit

HR-1076 1949-53 280.00 kit

Holley Carburetor Mounting Plate for Four Barrel

Note: Certain Holley carburetors may be too wide for the 1937-48 engines due to interference with radiator hose outlets.

HR-5282-A mount plate for four barrel intakes 50.00 ea.

Carburetor Linkage Assemblies

Passenger side ball to ball for dual carburetors (no triples).

HR-1004 standard dual rod is 3.5" long 30.00 ea.

HR-1005 dual carb. rod is 7" long 30.00 ea.

HR-1006 dual carb. rod is 9" long 35.00 ea.

HR-1003 single ended rod for accelerator 25.00 ea.

Driver's side linkage (must have extended throttle shafts on the left side of the carburetor).

HR-2864 standard dual close carbs. 40.00 set

HR-2865 super dual wide spread carbs. 40.00 set

HR-6271 triple/progressive linkage 85.00 set

HR-2866 triple/unison linkage 55.00 set



Small Diameter Air Cleaners for Dual and Triple Carb. Set Up

These cleaners have a paper filter element, chrome plated and come either louvered or plain.. Fits all Stromburg and Ford carburetors with a 2 5/8" opening.

HR-9600-P	plain sides chrome	12.50 ea.
HR-9600-L	louvered sides chrome	12.50 ea.
HR-9600-F	replacement filter element	4.50 ea.

Carburetor Air Scoops

These scoops are polished aluminum. Scoops fit carburetors with a 2 5/8" opening. They are known as velocity stacks.

SC-9600-PA	scoop	24.00 ea.
------------	-------	-----------

Oil Pump (new short body 80#)

Less pickup tube.

8BA-6621		155.00 ea.
----------	--	------------

ISKENDERIAN/FLATHEAD CAMSHAFTS

These performance cams are available in various grinds, use the chart below for more information.

HR-217700	77B cam only for 1932-48	325.00 ea.
HR-817700	77B cam only for 1949-53	325.00 ea.
HR-811100	max 1 for 1949-53	325.00 ea.
HR-211100	max 1 for 1932-48	325.00 ea.
HR-218800	88 gr. for 1932-48	325.00 ea.
HR-818800	88 gr. for 1949-53	325.00 ea.
HR-214000	400 jr. for 1932-48	325.00 ea.
HR-814000	400 jr. for 1949-53	325.00 ea.

Grind	Type	Int.	Exh.	Lift
77-B	3/4	20/60	60/20	.325
Max-1	3/4	15/52	57/12	.364
#88	Full Rc	24/60	64/20	.320
400 jr.	Track	18/60	60/18	.400



Adjustable Lifters

91A-6500-AD	1932-53 adjustable lifter (set of 16)	275.00 set
91A-6500-WRN	wrenches for the above	10.00 pr.

Engine Accessories (for use with dual and triple intakes)

All items are aluminum.

HR-3494	oil filter mount spacer (to get above the fins)	18.50 ea.
HR-1081	Offy. polished aluminum fuel block	45.00 ea.
HR-3497	Offy. curved water tube for off set generator clearance on 1949-53 engines	30.00 ea.
HR-1097	finned aluminum carb. block off plate	25.00 ea.
1BA-8592-PA	polished aluminum gooseneck 1949-53	13.00 ea.
HR-3496	Offy. off set gooseneck for generator clearance 1949-53 one per engine	50.00 ea.

Alternator, Generator and Fan Brackets

HR-916-67908	1932-42 plain	45.00 ea.
HR-916-67907	1932-42 chrome	70.00 ea.
HR-916-67910	1946-53 plain aluminum	60.00 ea.
HR-916-67909	1946-53 chrome plated	80.00 ea.

The following brackets are for the super dual and triple intakes:

HR-1095	generator bracket (49-53) R.H. side	55.00 ea.
HR-1096	generator bracket (49-53) L.H. side	55.00 ea.
HR-1094	generator bracket (38-48) R.H. side	50.00 ea.
HR-1093	generator bracket (38-48) L.H. side	50.00 ea.
HR-3499	fan carrier bracket 38-53	50.00 ea.

Stainless Steel Generator Covers

Generator covers are for the two brush type generators.

HR-SSGC	1949-53 two piece generator cover	35.00 ea.
HR-GENCOV2H	1941-48 2 hole generator cover	28.00 ea.

Yesteryear Ford Parts can convert your 6 volt two brush generator to 12 volt output. The cost is approximately \$75.00 for the conversion.



TRANSMISSION PARTS

Main Drive Gear

48-7017	1932-37	16 teeth	85 h.p.	125.00 ea.
67-7017	1936-39	14 teeth	85 h.p.	100.00 ea.
022A-7017	1940-50	15 teeth	85/95 h.p.	175.00 ea.
81A-7017	1938-50	16 teeth	85/95 h.p.	150.00 ea.

Ball Bearing Main Drive

51A-7025	1930-59 front Bearing USA Made	40.00 ea.
----------	--------------------------------	-----------

Oil Seal Front

78-7052	1937-50	85/95 h.p.	4.50 ea.
---------	---------	------------	----------

Ball Bearing Output Shaft

51A-7065	1930-50 USA 85/95 H.P.	40.00 ea.
----------	------------------------	-----------

Main Shaft

B-7061	1932-38	straight spline	120.00 ea.
68-7061-A	1936	6-helical spline	110.00 ea.
68-7061-B	1936-39	16 helical spline	110.00 ea.
81A-7061	1938-41	with pin hole	145.00 ea.
51A-7061	1939-48	without pin hole	120.00 ea.

Universal Joint Assembly

B-7090	1930-48	all except 60 h.p.	125.00 ea.
--------	---------	--------------------	------------

Kit to Rebuild Universal Joint

Includes cross bar, bushings & clips.			
B-7084	1930-48	all except 60 h.p.	50.00 kit



517-676-4416

fax 517-676-3485

Bearing Retainer (mainshaft output)
21A-7085 1942-48 car

30.00 ea.

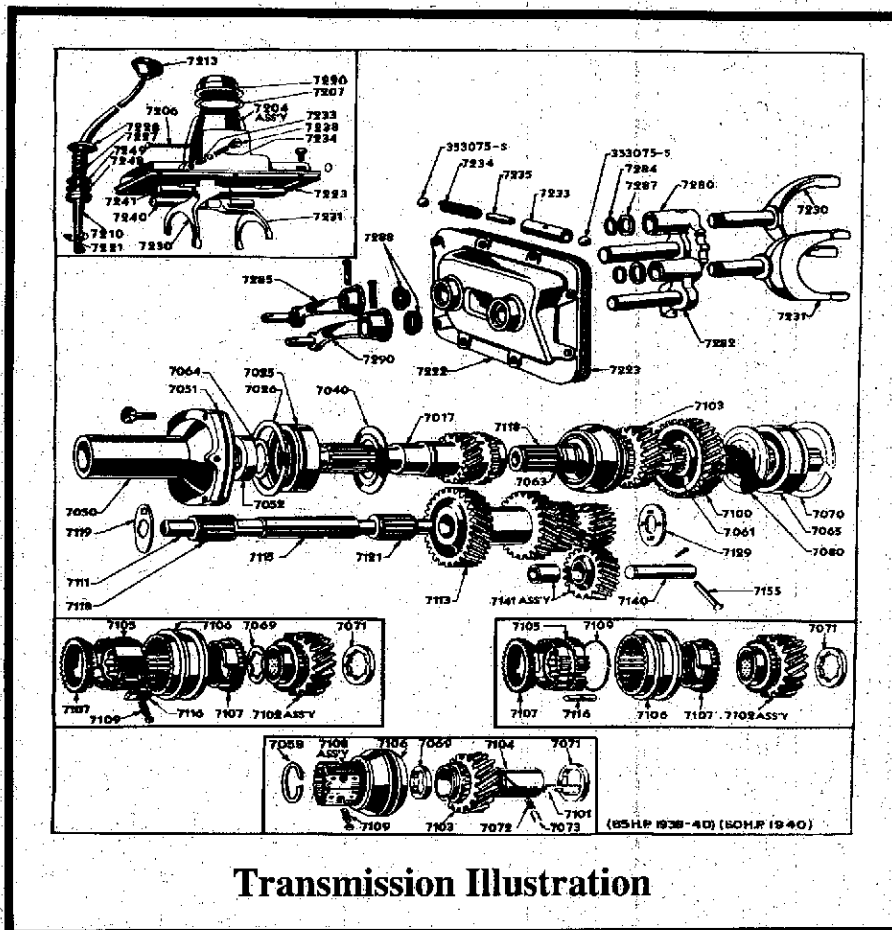
Low and Reverse Slider Gear

B-7100 1932-35 straight teeth
68-7100-A 1936 6 internal helical spline
01A-7100 1936-50 all helical 85/95 h.p.

100.00 ea.

110.00 ea.

110.00 ea.



Transmission Illustration

Complete Synchronizer Assembly

8M-7124 1940-56 3 clip type

125.00 ea.

Second Gear

B-7103 1932-37 not used with brass synchronizer ring
68-7104 1932-37 brass inner bushing
81A-7102 1938-50 85/95 h.p. includes bushing

175.00 ea.

55.00 ea.

147.00 ea.



Synchronizer Parts

81A-7105	1938-48	interior hub	30.00 ea.
81A-7107	1938-48	brass blocking ring	7.50 ea.
51A-7109-S		clip & spring set	11.50 set
01A-7106	1940-48	outer collar	40.00 ea.

Cluster Gear Main Shaft

B-7111	1932-50	all except 60 h.p.	9.00 ea.
--------	---------	--------------------	----------

Cluster Gear

48-7113	1932-38	28 & 24 helical, 18 & 15 spur teeth	200.00 ea.
67-7113	1936-38	29 & 24 helical, 17 & 15 spur teeth	200.00 ea.
68-7113	1936-48	28, 24, 18, & 14 helical teeth (call for availability)	350.00 ea.
022A-7113	1940-50	29, 24, 18, 14 helical teeth	300.00 ea.

Roller Needle Bearings

B-7118	1930-50	short 2 needed	8.00 ea.
B-7121	1930-50	long 1 needed	8.00 ea.

Reverse Idler Gear

B-7141	1932-35	spur cut teeth	50.00 ea.
68-7141	1936-50	helical teeth	75.00 ea.

Idler Gear Shaft

B-7140	1932-50	shaft	17.50 ea.
--------	---------	-------	-----------

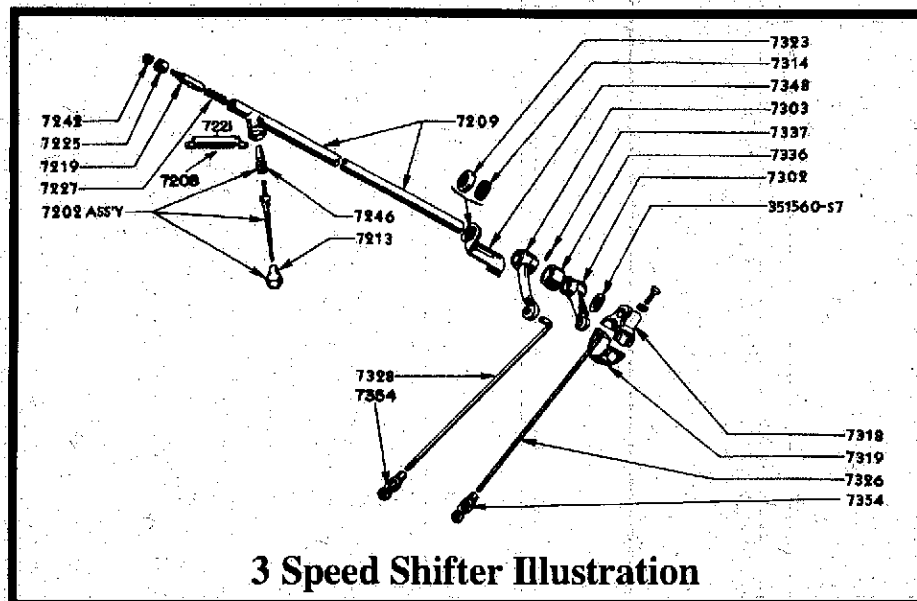
Side Cover Seal

01A-7288	1940-50	neopreme seal	7.00 ea.
----------	---------	---------------	----------

Transmission Small Parts

B-7040	main drive gear oil baffle	1930-48	2.00 ea.
8M-7129	rear thick cluster washer	1940-52	9.00 ea.
B-7063	spacer w/shaft pilot bearing	1930-48	1.25 ea.
B-7064	snap ring	1932-50	2.00 ea.
B-7069	thrust washer	1932-39	5.00 ea.
81A-7069	synchronizer hub spacer	1938-48	5.00 ea.
81A-7071	intermediate gear washer	1938-48	8.00 ea.
B-7080	mainshaft oil baffle	1932-35	2.00 ea.
68-7080	mainshaft oil baffle	1936-48	2.50 ea.
B-7119	front cluster washer	1932-52	5.00 ea.
68-7129-A	4-tooth rear cluster washer	1935-36	4.00 ea.
68-7129-B	4-prong thick cluster washer	1936-48	9.00 ea.
8M-7128	rear thin washer	1940-52	2.50 ea.





REFER TO THE ILLUSTRATION FOR THE BASIC PART NUMBERS

3 Speed Shifter Components

01A-7208	spring column lever	1940-50	1.50 ea.
01A-7219	fulcrum pin column shift	1940-50	4.00 ea.
B-7221	shifter housing pin	1932-39	1.20 ea.
B-7227	spring, floor shift lever	1932-39	1.50 ea.
01A-7227	spring, column shift lever	1940-50	1.50 ea.
01A-7246	shift lever rubber insulator	1940-50	8.00 ea.
01A-7288	oil seal for shift levers	1940-50	7.00 ea.
01A-7323	felt seal (shifter cover)	1940-50	1.00 ea.
01A-7329	connector clevis	1940-50	15.00 ea.
01A-7221	shift lever pin, 2 per car needed	1940-53	6.00 ea.

Shifter Linkage Repair Kit

This kit has the rubber bushings and brass grommets to rebuild the clevis ends on the shift rods. Crimping tools are included.

01A-7354-RK 1940-48 cars 13 piece kit 30.00 kit


Complete Transmission Gasket Set (includes u-joint)

B-7153 1932-48 all except 60 h.p. 12.00 set




Gear Shift Knobs

These are all exact reproductions.


A-7213-A	1928-36 black ball type		4.75 ea.
A-7213-B	1928-36 brown ball type		4.75 ea.
78-7213	1937-38 brown with V-8 emblem		6.00 ea.
91A-7213	1939 car, tan color		15.00 ea.
01A-7213-A	1940 standard sand color		8.00 ea.
01A-7213-B	1940 deluxe maroon color		8.00 ea.
11A-7213	1941 all		8.00 ea.
21A-7213-A	1942 special maroon		8.00 ea.
21A-7213-B	1942 deluxe & super deluxe		8.00 ea.
51A-7213-A	1946 deluxe		8.00 ea.
51A-7213-B	1946 super deluxe		8.00 ea.
51A-7213-C	1946 car, gray tan, convertible, wagon/sportsman		8.00 ea.
6A-7213	1946 convertible & 1947-48 all		8.00 ea.
91C-7213	1937-52 pickup		15.00 ea.
21C-7213	1942-47 pickup		8.00 ea.
99A-7213	1932 mercury shift knob		15.00 ea.
HR-300	8 ball shift knob 1- 3/4" diameter		12.00 ea

Top of Transmission To Floor Seal

Fits between transmission and transmission floor cover.


B-7012130	1932	car/pickup	10.00 ea.	
40-7012130	1933-36	cars	10.00 ea.	
78-7012130	1937-39	cars	10.00 ea.	
51C-8112130	1942-47	pickups	15.00 ea.	

Transmission Cover To Floor Seal

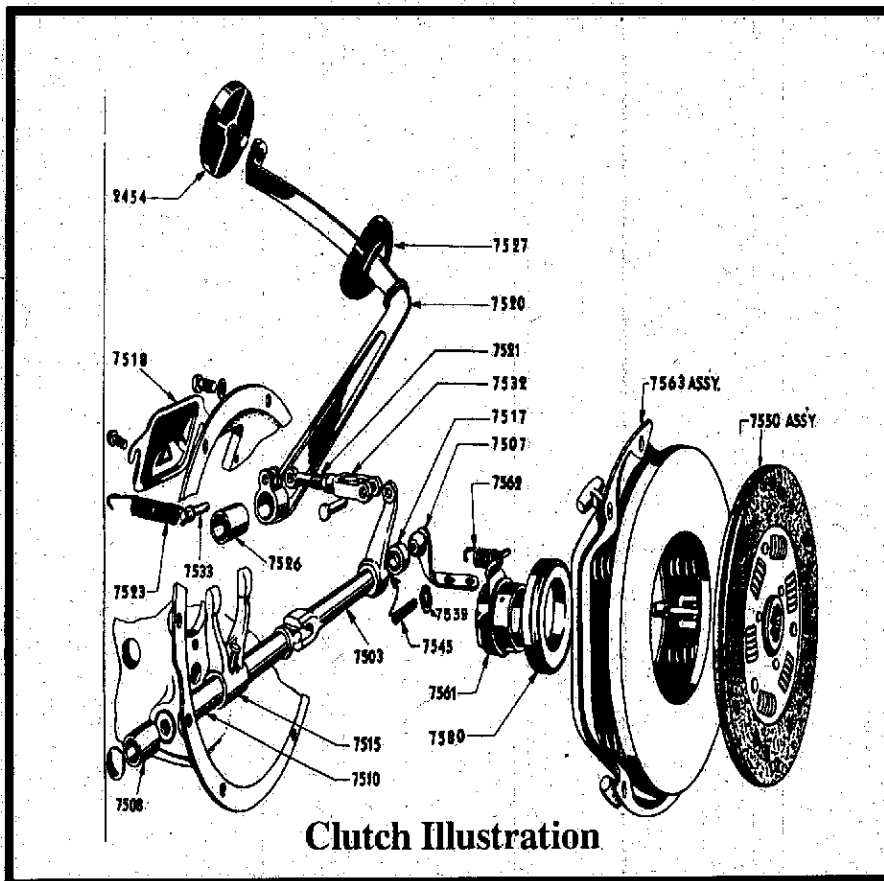
78-7012125	1937-40	car	8.00 ea.	
01C-8112125	1940-47	pickups	15.00 ea.	

Gear Shift Boot

Made of top quality rubber. Cover shift tower on 1932-39 cars.

99A-7242-B	black	35.00 ea.	
99A-7242-T	taupe	35.00 ea.	





Clutch Illustration

CLUTCH SECTION

Clutch Pedal Shaft

B-7506 1932-34 cars/pickups 25.00 ea.

Clutch Bracket & Ball

01A-7507 1940-48 cars. Mounts on the frame 25.00 ea.

Bushing Clutch Release Shaft

Used in the bell housing.

B-7508 1932-34 cars/pickups 3.00 ea.

40-7508 1935-50 cars/pickups 2.75 ea.

51A-7508 1940-48 cars/pickups thick wall 8.00 ea.



517-676-4416

fax 517-676-3485

Clutch Release Shaft

Used in bell housing.

B-7510 1932-39 cars/pickups 16.00 ea.
01A-7510 1940-48 cars 38.00 ea.

Clutch Release Fork

48-7515 1930-50 all 17.00 ea.

Clutch Fork Retaining Pin

HD-352581-S 1928-50 (also has many other uses) .70 ea.

Bushing Half Moon for Ball and Bracket

This is used between equalizer shaft, bracket and ball.

01A-7517 1940-50 sold singly but 2 are required 2.50 ea.

Adjusting Rod, Clutch Pedal

48-7521 1935-39 cars/pickups 10.00 ea.

Clevis, Clutch Adjusting Rod

B-7532 1932-48 all 13.00 ea.

Clutch Pedal Return Spring

48-7523 1935-36 cars/pickups 2.50 ea.
78-7523 1937-38 cars/pickups 2.50 ea.
91A-7523 1939 also fits brake 4.00 ea.
01A-7523 1940 car 4.00 ea.
11A-7523 1941-48 cars 3.00 ea.

Clutch Pedal Bushing

B-7526 1932-34 cars/pickups also fits brake pedal 4.00 ea.
48-7526 1935-38 cars/pickups 3.00 ea.
91A-7526 1939 7.00 ea.
01A-7526 1940-48 all 3.00 ea.

Clevis Pin With Grooved Head For Spring

B-7533 1932-48 1.25 ea.

Equalizer Shaft, Washer & Spring

01A-7539 1940-48 rubber O-ring 1.00 ea.
01A-7545 1940-48 spring 2.50 ea.



Clutch DiscThese are rebuilt discs made in the U.S.A. **Rebuildable disc core required.**

91A-7550	1928-40	9" disc	75.00 ea.
29A-7550	1941-48	10" disc	75.00 ea.

Spring, Release Bearing Hub

B-7562	1932-34	spring	1.25 ea.
48-7562	1935-48	spring	1.50 ea.

Rebuilt Pressure Plates

Rebuildable core must be received before shipment.

BB-7563	1930-34	9" car/pickup (Rebuilt)	110.00 ea.
09A-7563	1935-40	9" car/pickup new no core	135.00 ea.
19A-7563	1941-48	10" car/pickup new no core	125.00 ea.

Clutch Throwout Bearing Only & Bearing Hub

78-7580	1930-48	all except 60 h.p.	27.50 ea.
48-7561	1932-52	bearing hub	20.00 ea.

Pilot Bearing

B-7600	ball bearing	1930-53	6.00 ea.
70-7600	bronze bushing	1935-53	6.00 ea.

1932-48 GRILL PARTS, & ACCESSORIES**Radiator Shell Mounting Brackets**

46-8094/6-B	1933-34 pickups	35.00 kit
-------------	-----------------	-----------

1932 Grill Parts

B-8200-C	grill shell street rod type (stock holes for radiator cap)	175.00 ea.
B-8200-HRS	grill shell street rod type (no hole for radiator cap)	317.00 ea.
B-8200-OGS	original grill shell with radiator filler hole	334.00 ea.
18-8234	back of grill stainless trim	59.00 ea.
B-8200-ID	stainless steel grill insert without crank hole cover	395.00 ea.
B-8200-IC	stainless steel grill insert with crank hole	395.00 ea.
B-8211	1932 crank hole bezel stainless steel	25.00 ea.
B-8200-1A	1932 plain steel grill insert	395.00 ea.

1933-34 Grill Parts

40-8216-A	1933	crank hole cover, chrome	27.50 ea.
40-8216-B	1934	crank hole cover, chrome	27.50 ea.
40-8217-B	1934	original grill ornament	40.00 ea.
40-8221	1934	2-piece constr, blue enameled background	45.00 ea.
40-8234	1934	grill outer stainless trim set	69.50 set
40-8234-CL		grill clip only, connects the bottom together	6.50 ea.
40-8200		1934 grill chrome grill by Drake	2450.00 ea.
40-8200-VT		1934 chrome grill by Vintique	2000.00 ea.



1933-34 Lower Grill to Radiator Pan

This pan keeps the air from going out of the bottom of the grill. It diverts air through the radiator instead, for better cooling.

40-16650 1933-34 cars 40.00 ea.

1935 Car Complete Set of Grill Trim

These are the small stainless trim strips on the grill. Includes mounting hardware.

48-8200-GTS 90.00 set

1936 Grill Trim

68-8157 center grill, stainless strip 30.00 ea.

68-8184-5 outer stainless trim, sold in pairs 80.00 set

1933-36 Grill Guard

This is the chrome plated bar that mounts to the front bumper to protect the grill.

40-17799-GG 1933-36 249.50 ea.

1937 Grill Parts

78-8217 pass. V-8 grill ornament stainless 30.00 ea.

78-8209 1937 pass. center grill partition plate 90.00 ea.

78-8232-B front fender support tie rod (inside of grill) 30.00 ea.

1937 Complete Grill Stainless Trim Set

This is the complete set of stainless steel trim for the 1937 car grill.

78-8200-GTS 1937 car 150.00 set

1937 Grill Trim In Pieces

78-8184-5 outer side pieces, sold in pairs 60.00 pr.

78-8264 top horizontal bar 30.00 ea.

78-8268-9 upper top corners, sold in pairs 20.00 pr.

78-8157 center grill stainless strip 30.00 ea.

1937 Pickup Grill Trim Stainless Steel

77-8157 center strip with crank hole 150.00 ea.

77-8184-5 outer stainless trim 225.00 pr.

1938 Grill Trim

81A-8157-B 1938 Deluxe center grill ornament 395.00 ea.

1939 Grill Trim

91A-8168-B 1939 Deluxe center grill strip die cast chrome 120.00 ea.

91A-8332-K 39 Dlx. stainless grill strips set of 24 (clips included) 350.00 set

91A-8157-A 1939 standard center grill ornament 395.00 ea.



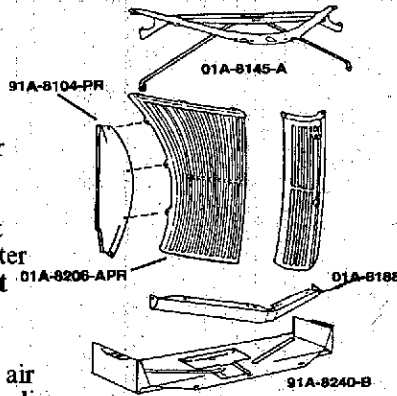
1940 Standard Grill Parts

Complete Grill

Includes both outer grill panel and chrome center grill section.

01A-8206-7-AK 1940 std. and 1940-41 pickups **695.00 set**

01A-8206-7-ACK all chrome sides and center **795.00 set**



Outer Grill Plates

These panels fit just inside the grill and force the air to pass through the radiator. A must for proper cooling.

91A-8104-5 1939-40 dlx, 40 std. 40-41 pickup

55.00 pr.

Upper Grill Supports

01A-8145-A 1940 std, 40-41 pickup

125.00 ea.

Lower Grill Panel

01A-8188-A 1940 std., 40-41 pickup stamped steel

100.00 ea.

01A-8188-C same as above chrome plated

95.00 ea.

1940 Deluxe Grill Parts

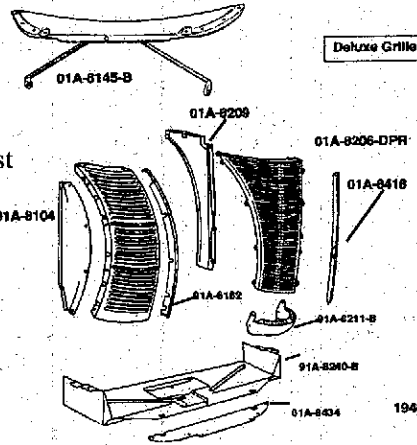
1940 Deluxe Die Cast Grill Assy.

We have two grills available. Both are die cast chrome plated and include the center strip. Both fit nice.

01A-8206-7-D this grill is made by *Drake* 795.00 set

91A-8240-B lower pan 85.00 ea.

01C-8206-V this grill is made by *Vintage* 459.00 set



Grill Bars

21C-8200-GB 1942-47 pickup 499.50 set

21C-8200-GBPS 1942-47 pickup 299.50 set

more 40 grill parts on the following page



Outer Grill Vent Panels

These panels are precision die stamped like the originals from heavy gauge steel.

01A-16140-1-B 1940 deluxe cars 450.00 pr.

1940 Upper Grill Brace

This is the brace that is connected to the outer grill halves.

It also is what the hood hook grabs, to hold the hood down.

01A-8145-B 1940 deluxe 125.00 ea.

Center Grill Support Plate

Stamped steel mounted on the inside center of the grill.

01A-8209 1940 deluxe 60.00 ea.

Lower Grill Chin Pan

01A-8211-B 1940 deluxe 45.00 ea.

01A-8211-C chrome plated 70.00 ea.

**Lower Grill Plate**

Mounted on the bottom of the 1940 deluxe grill.

01A-8434 1940 deluxe stamped steel 35.00 ea.

Center Grill Strip

This is die cast chrome plated.

01A-8418-22 1940 deluxe with flipper door 55.00 ea.

01A-8418-22-SR 1940 deluxe one piece, no door 100.00 ea.

Outer Grill Stainless Strips

These are mounted to the stamped steel portion of the deluxe grill.

01A-16856-K 4 piece set 80.00 set

1940 Grill to Fender Stainless Welting

01A-8182 1940 deluxe car 20.00 pr.


1940 Grill Guard

This is an exact reproduction of the 1940 accessory.

It mounts behind the bumper and protects the grill.

01A-18412 complete kit, including stiffeners 350.00 set

01A-18412-K stiffeners only 65.00 set

**1941 Outer Grills**

These grills are made just like the originals. Die cast and available either chrome plated or raw.

11A-16034/5 chrome plated 500.00 pr.

11A-16034/5-RAW Raw 175.00 pr.



1946-48 Grill Moldings

These are die cast chrome plated and are an exact reproduction of the originals. Very nice!

51A-8170/1-K	1946	three piece set	350.00 set
6A-8170/1-K	1947-48	three piece set	350.00 set

**Grille Moulding Hardware Kit**

Kit includes the necessary U-shaped brackets and screws required to attach the 1946-48 chrome grill mouldings to the painted grill.

51A-8170-HK	1946-48 cars	25.00 kit
-------------	--------------	-----------

1946-48 Grill Bars Stainless Trim

These are made of polished stainless steel. Set of three.

51A-8332-S	1946-early 47	with correct grooves	150.00 set
6A-8332	1947-48	smooth face	150.00 set

Grill Bars to Fender Bumpers

These are the small rubber bumpers that keep the grill from rubbing on the fenders.

51A-8427-B	1946-48 cars	6.00 set
------------	--------------	----------

Radiator Grill Pads

51A-8453 small U-shaped pads that fit at the bottom of the vertical grill bars for 1946-48 cars, set of 4

51A-16046-K	1946-48 grill clips	25.00 kit
-------------	---------------------	-----------

RADIATOR AND COOLING SECTION**1946-48 Upper Radiator Pan**

This is the pan that helps force the air through the radiator for better cooling.

51A-8327	upper pan, painted black	46-48 car	75.00 ea.
51A-8327-C	chrome plated		100.00 ea.

**Radiator Shroud Seals**

21A-8327-K	1942-48	upper shroud seal	8.00 ea.
21A-8208-K	1942-48	lower shroud seal	8.00 ea.

Radiator Caps

B-8100	1932	car/pickup	chrome plated	50.00 ea.
B-8100-Q	1932	car/pickup	with quail on top	64.00 ea.
18-8100	1933	car	chrome plated	50.00 ea.
46-8100	1933	pickup	chrome plated	50.00 ea.
40-8100-B	1934	car	chrome plated	50.00 ea.
46-8100-B	1934-36	pickups	chrome plated	50.00 ea.
77-8100	1937	pickup	chrome plated	60.00 ea.
91A-8100-C	1937-48	cars/pickups	4# pressure cap	10.00 ea.
91A-8100	1937-48	cars/pickups	exact reproduction	10.00 ea.



Radiator Cap Repair Kit

Includes seal, washer, hold down and bolt.

B-8100-RK 1932-34 cars & 1932-36 pickups 10.00 ea.

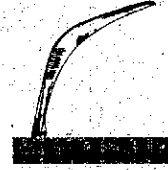
Radiator Mounting Kit

Includes two pads, bolts, springs & nuts.

B-8130-S 1928-48 all 6.00 kit

**Hood/Radiator Ornaments 1932-40**

B-8215	1932 car with hardware	50.00 ea.
B-8215-BN	1932 bull nose ornament, street rod type	50.00 ea.
40-8215	1934 car with hardware	50.00 ea.
46-8215	1934-35 pickup hood ornament	50.00 ea.
48-8215	1935 pass. car	100.00 ea.
68-8215	1936 pass. car	100.00 ea.
68-8215-BN	1936 bull nose, smooth no V8	100.00 ea.
77-8215	1937 pickup grill shell ornament	80.00 ea.
67-8215	1936 pickup hood ornament	100.00 ea.
81C-8213	1938 pickup V-8, chrome plated	90.00 ea.
91A-8218-B	1939 deluxe car	150.00 ea.
01A-8218-A	1940 standard car	150.00 ea.
01A-8218-B	1940 deluxe car	150.00 ea.
01C-8218	1940 pickup	150.00 ea.

**Hood Ornament Porcelain Emblem**

These are the Ford emblems that mount in the 1932-36 radiator ornament.

B-8212	1932 car and 32-35 pickups	40.00 ea.
18-8212	1933 car	40.00 ea.
40-8212	1934 car	40.00 ea.
48-8212	1935-36 cars	35.00 ea.

Radiator to Firewall Support Rods

B-8133-SS 1932-37 stainless steel 37.00 pr.

Firewall Support Rod Brackets

These are mounted to the firewall to hold the rods.

B-8140-41-SS	1932 pass. 1932-34 pickups	17.00 pr.
40-8140-41-SS	1933-38 cars and 1939 std. (not to be used w/grommets)	20.00 pr.

1936 Radiator Rod Bushing Kit

Rubber grommets used on some 1936 cars, where radiator rods connect to the firewall.

40-5283-4-2 1936 car 10.00 kit



1939-40 Radiator Channel for Headlamp Wiring

This is the metal channel that keeps the wire out of the fan and acts as a pipeline.
 91A-8005-WB 1939-40 channel car and pickup 45.00 ea.

Inner Fender To Radiator Support Brackets

91A-8046 1939 dlx-40 pass., 40-41 pickup 30.00 pr.
 91A-8046-SS same as above but stainless steel 40.00 pr.



RADIATOR HOSES

1932-36 Radiator Hoses

Red line as original.

40-8260-S 1932-36 V-8 set of four hoses and clamps Ford script 60.00 set
 B-8260-K 1932-34 4 cyl. hose set with clamps 23.00 set

1937-48 Upper Radiator Hoses Ford Script

78-8260-S 1937-38 & 39 std cars and pickup 55.00 pr.
 91A-8260-S 1939 deluxe 41 car 40-41 pickups 55.00 pr.
 21A-8260-S 1942-48 55.00 pr.

1937-48 Lower Radiator Hoses

78-8286 1937-39 std, 1942-48 13.00 pr.
 91A-8286-S 1939 dlx-41 & 40-41 pickup 40.00 pr.

Non Ford Script Hoses

91A-8260-NS 1939 dlx-41, 40-41 pickup upper hoses 35.00 pr.
 78-8260-NS 1937-39 std upper hoses 35.00 pr.
 21A-8260-NS 1942-48 upper hoses 35.00 pr.
 91A-8286-NS 1939 dlx-41 lower hoses S shape 35.00 pr.
 40-8260-86-NS 1932-36 complete kit with clamps included 32.00 pr.

Radiator Hose Clamps

A-8216 2" clamps original style 1.00 ea.
 A-8287 1-3/4" clamps original style 1.50 ea.

Heater Hose To Radiator Hose Nipple

This fitting is mounted into your lower radiator hose.
 91A-15160 1939-48 10.00 ea.

**Radiator Water Overflow Tanks**

Polished stainless steel tanks with mounting hardware and instructions. Mounts along the side of the radiator.

B-8005-W013 13" version 65.00 kit
 B-8005-W015 15" long version 65.00 kit
 B-8005-W017 17" long version 67.00 kit
 B-8005-W019 19" long version 67.00 kit



Water Pumps

Cores must be received before we can ship a rebuilt pump.

68-8501	1932-36	left or right side	75.00 ea. exchange
78-8501	1937-48	right hand new pump, redesigned seals & bearings	75.00 ea.
78-8502	1937-48	left side new pump same as above	75.00 ea.
68-8502-N	1932-36	Brand new design pump, bearings & impeller	75.00 ea.

Gasket, Water Pump to Block

18-8507	1932-36	gasket	1.50 ea.
78-8507	1937-48	gasket	1.50 ea.

Water Pump Pulleys

18-8509	1932-36	cast iron single belt	30.00 ea.
78-8509	1937-48	cast iron single belt	15.00 ea.

Water Pump Rebuild Kits

Included are impeller, bushing, seal, thrust washer, and gasket.

68-8591	1932-36	mount on head type	45.00 kit
78-8591	1937-48	mount to block type	25.00 kit

Water Temperature Senders 1940-53 6 volt

8A-10884	single screw	65.00 ea
8A-10990	2 prong	70.00 ea

Thermostats

11A-8575-A	1937-48	160 degree 85/95 h.p.	8.00 ea.
------------	---------	-----------------------	----------

1942-48 Fan Spindle Mounting Bracket, Bearing & Impeller

21A-8626	bearing	23.00 ea.
21A-8632	mounting bracket	20.00 ea.
21A-8639	impeller shaft	Call for Availability
21A-8638	gasket for bearing	1.00 ea.
21A-8646	gasket for shaft	1.50 ea.

Fan Belts

A-8620	1932-34	4 cyl.	15.00 ea.
18-8620	1932	V-8	15.00 ea.
40-8620	1933-36	V-8	21.00 ea.
78-8620	1937-41	generator belt	21.00 ea.
78-8620	1942-48	generator belt	21.00 ea.
21A-8577	1942-48	fan belt	22.00 ea.
78-8620-B	1937-48	car fan belt w/Ford script	30.00 ea.
78-8620-C	1942-48	generator belt w/Ford script	30.00 ea.
21A-8577	1942-48	fan belt w/Ford script	30.00 ea.

1935-39 Water Temp Gauges

We can rebuild your original unit for \$175.00 ea. Super Quality!



FUEL SYSTEM**Gas Caps**

11C-9030	1932-48 all stainless steel gas cap	15.00 ea.
18-9030-V8	1932-48 all stainless steel with V-8 embossed on face	15.50 ea.
48-18416	1932-48 Ford script locking cap	35.00 ea.
01A-18416-B	1940-48 locking cap	35.00 ea.

Gas Tanks (filler neck not included)

B-9002	1932 can use original or modern sender	425.00 ea.
40-9002	1933-34 can use original or modern sender	350.00 ea.

The following tanks require the fuel sender below. The original electric sender will not work. Hydrostatic senders will require the adapter listed with the sender.

67-9002	1935-37 pickups, cast neck	325.00 ea.
68-9002	1935-1936 cars cast neck	325.00 ea.
78-9002	1937 car cast neck	325.00 ea.
81A-9002	1938-40, 38-41 pickups	275.00 ea.
11A-9002	1941-48 cars	275.00 ea.

Universal Gas Filler Hose

Gas-resistant rubber. Flex joint allows a wide variety of angles: 2" I.D. x 12" total length - easy to trim to fit. Perfect for use with 78-9034-B gas filler pipe. For custom applications, accommodates up to 2 1/2" O.D. pipes.

HR-9047	Hot rods & many custom applications	30.00 ea.
---------	-------------------------------------	-----------

Filler Necks

77-9034-A	1937 pickup threaded	50.00 ea.
91A-9034-B	1938-40 cars	45.00 ea.
21A-9034-A	1941-48 cars	50.00 ea.
78-9034-A	1937 cars threaded	50.00 ea.
48-9034	1935 cars	50.00 ea.
68-9034	1936 cars	50.00 ea.
81C-9034-B	1938-41 pickups	45.00 ea.

Filler Neck Lead Washer/Seal

46-9051	lead gasket used on the threaded filler necks	8.00 ea.
---------	---	----------

Gas Tank Mounting Kit

Includes 3 pads, bolts, springs & nuts.

B-9002-MB	1932-48 all	9.00 set
21A-9046-K	1942-48 cars, metal plates & pads (3 each. no bolts)	40.00 set

Gas Tank Sealer

Stops rust, leaks & corrosion permanently. Resistant to all fuels including the new phase II oxygenated fuels. Heavily compounded with rust inhibitors. Permanently bonds to all metal or fiberglass tanks. The only sealer on the market approved for use in aircraft.

GTS-05	Bill Hirsch sealer	27.00 quart
--------	--------------------	-------------



Main Fuel Line

18-9282 1932-48 copper plated steel with fittings 17.00 ea.

Gas Tank Etch

Will remove light build-up of rust inside of all tanks and will etch the inside of the tank leaving a gray phosphate coating. An excellent prep for your tank before sealing with our Bill Hirsch tank sealer (GTS-05)..

TE-01 gas tank etch 12.00 pint

Filler Pipe Grommets

Made from High quality rubber.

40-9080 1933-34 10.00 ea.

48-9080 1935-36 10.00 ea.

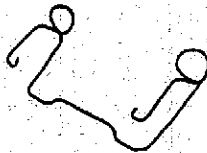
78-9080-D 1937-38 cars & pickups 15.00 ea.

78-9080 1937-40, 1937-41 pickups 5.00 ea.

21C-9080 1942-47 pickups 17.50 ea.

**Gas Tank Filler Door Bumpers**

11A-16378-A 1941-48 cars 2.00 pr.

**Gas Tank Filler Door Spring**

11A-16377 1941-48 all cars 10.00 ea.

Gas Tank Sending Unit

Excellent reproduction design with brass float.

99A-9275 works both 6 and 12 volt 50.00 ea.

Brass Sending Unit Float

68-9275-F 1936-48 all 11.00 ea.



68-9275-F

Gas Tank Sending Unit Gasket

68-9276 1936-48 all 3.00 ea.

B-9276 1932-35 tank gauge to tank gasket 2.00 ea.

1932-35 Gas Gauge Repair kit

Includes small line, fluid, fittings & instructions.

40-9324 complete kit 27.50 kit

FL-9324 fluid only 3.50 ea.

Flexible Fuel Line (main line to fuel pump)

18-9288 1932-48 all 8.50 ea.

Clip, Fuel line to Firewall

18-9296 1932-48 stainless steel 12.00 ea.

Fuel Line Compression Nut

This "special" nut connects the fuel line to the flexline, tank, carburetor & fuel pump.

B-NUT 2.50 ea.



Glass Bowl Type Fuel Pump Rebuild Kit

Includes gaskets, diaphragm, screen and Linkage hardware.

11A-9349 1938-48 22.00 kit

Metal Bowl Fuel Pump Diaphragms

Includes diaphragm and two gaskets

68-9398-A will fit all 1933-48 pumps 12.00 ea.

Fuel Filler Neck Hoses

78-9047 1937-40 cars 12.00 ea.

11A-9047-A 1941-48 cars 7.50 ea.

Clamp Fuel Filler Hose

11A-8287 1941-48 cars 1.50 ea.

New Fuel Pumps

68-9350 1933-42 metal bowl type 78.50 ea.

59A-9350 1942-48 glass bowl type 76.00 ea.

Electric Fuel Pump

EFP-9350-A 6 volt 76.00 ea.

Carburetor To Fuel Pump Line

91A-9369-A 1932-48 all 6.00 ea.

Fuel Pump to Mount Gasket

40-9417 gasket included with new pump .70 ea.

Fuel Pump Stand Gasket

40-9374 1934-48 cars and pickups 1.00 ea.

Fuel Pump Push Rods

48-9400-A 1932-48 with cast iron intake 11.00 ea.

48-9400-B 1932-48 with cast aluminum intake 11.00 ea.

Exhaust Manifold Gasket

18-9433 1932-48 complete set of 8 8.00 set

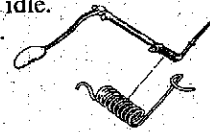
CARBURETOR**1935-48 Accelerator Spring**

This is the spring that returns the carburetor to idle.

Mounts on the throttle arm on the firewall.

48-9737

10.00 ea.



*48-9738 - Accelerator Linkage Spring to Firewall



Gasket, Carburetor to Manifold

40-9447-A	1933-38	Stromburg carburetor	1.25 ea.
40-9447-B	1938-53	Ford carburetor	.70 ea.

Carburetor Gasket Set

67-9502	1933-38	Stromburg carburetor	6.00 set
21A-9502	1938-53	Ford carburetor	5.50 set

Carburetor Rebuild Kits

67-9590	1933-38	Stromburg 85 h.p.	25.00 kit
59A-9590	1938-53	Ford carburetor kit	25.00 kit

Carburetor Small Parts

40-9550	1933-38	Stromberg float	17.00 ea.
78-9550	1938-53	float Ford carburetor	15.00 ea.
91A-9922		R.H. nozzle bar Ford carburetor	5.00 ea.
91A-9923		L.H. nozzle bar Ford carburetor	5.00 ea.
40-9564		Stromburg needle & seat	6.00 ea.

Carburetor Linkage Rubber Ball caps

91A-9714-A	1939-48	all set of four	10.00 set
------------	---------	-----------------	-----------

Accelerator to Carburetor Rod

99A-9747-B	1939-48	cars and pickups	6.00 ea.
------------	---------	------------------	----------

Choke And Throttle Control Rods

B-9700	1932-38	rods & connecting Sleeves	20.00 set
91A-9700	1939	rods complete	50.00 pr.
01A-9700	1940	pass & pickup rods	50.00 pr.
11A-9700	1941-48	rod sections only	17.00 pr.

1941-48 Choke, Throttle Cable and Knob Assemblies

These include correct color knobs, cable brackets at firewall, and dash clips.

They are complete and ready to hook up.

11A-9700-CT	1941	all bodies	tan knob	150.00 set
21A-9700-CTA	1942	special	maroon knob	150.00 set
21A-9700-CTB	1942	deluxe & super deluxe	butterscotch	150.00 set
51A-9700-CTA	1946	deluxe	chocolate	150.00 set
51A-9700-CTB	1946	super deluxe	blue gray	150.00 set
51A-9700-CTC	1946		gray tan knob	150.00 set
6A-9700-CT	1947-48	all bodies	tan	150.00 set

Choke And Throttle Rod Connecting Joints

91A-9702	1939-48	rubber joint	15.00 ea.
----------	---------	--------------	-----------



1941-48 Choke And Throttle Cable Brackets

These brackets attach the cable to the firewall holding it ridged.
 11A-9796 1941-48 cars 20.00 pr.

Dash Board Choke And Throttle Rod Grommets

B-9719 1933-37 black 2.00 pr.
 40-9719 1933-37 brown 2.00 pr.
 48-9719 1933-37 gray 2.00 pr.
 81A-9719 1938-40 pass, 40-41 pickups. All rubber 5.00 pr.

**Choke And Throttle Dash Grommets Die Cast**

Die cast with rubber insulation. Includes clips.
 91A-9719-B 1939-40 pass, 40-41 pickups 40.00 pr.

**Choke And Throttle Rod Firewall Grommets**

B-14605 1932-48 all firewall rubber grommets 2.00 pr.

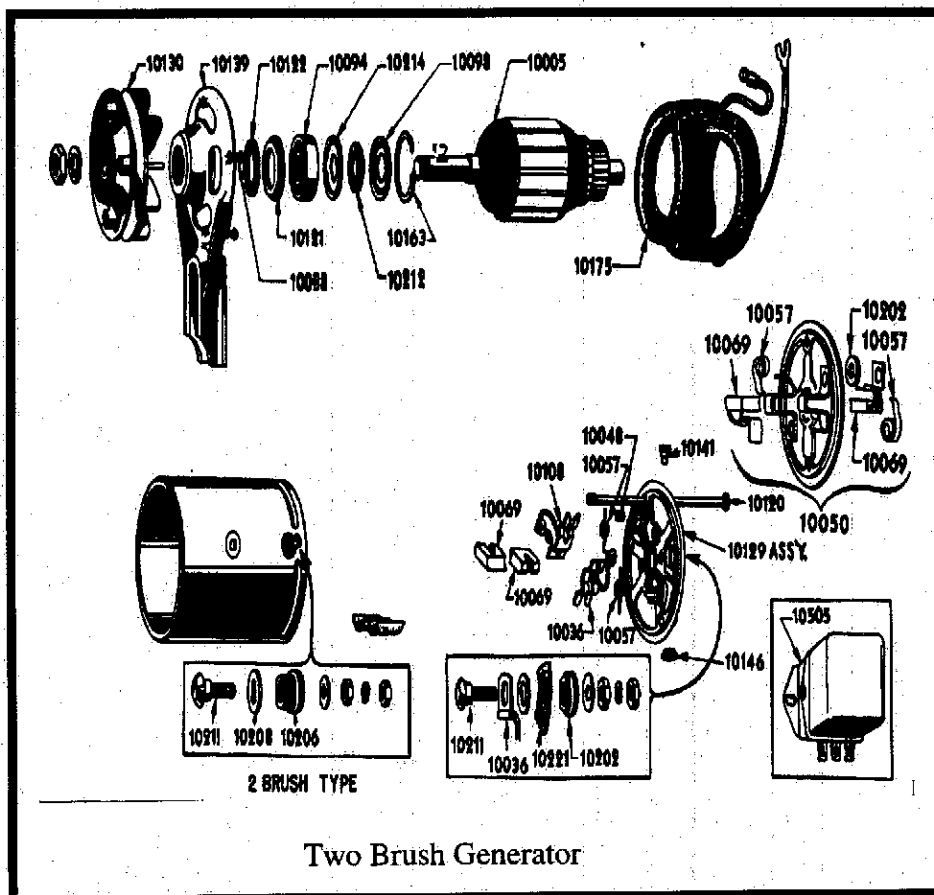
1932 Gas Tank And Frame Horn Covers

B-16399 rear frame horn cover stamped steel 184.00 pr.
 B-16398 Rubber mounting kit for above 7.50 kit

Accelerator Pedal & Rod

48-9735 1935-48 accelerator pedal 30.00 ea.
 48-9727 1935-48 accelerator rod 7.00 ea.





Two Brush Generator

GENERATOR SECTION

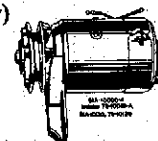
N.O.S. Generator, Never Used

01A-10000 1940-41 2 brush 300.00 ea.

Rebuilt Generators

These are remanufactured. (Rebuilt at Yesteryear)
 Most parts replaced with new, not just repaired so they work.
EXCHANGE ONLY (cores must be rebuildable with good pulley)

18-10000-R	1933-39 std. 3 brush	225.00
01A-10000-R	1940-41 6 volt	225.00
01A-10000-12	1940-41 12 volt	225.00
21A-10000-R	1942-48 6 volt	225.00
21A-10000-12	1942-48 12 volt	225.00



Armature, Generator

18-10005 1932-38 V-8 (core required) 75.00 ea.
 01A-10005 1940-53 all 80.00 ea.



Brush Set Generator

40-10043	1928-39 3 brush type	3.00 set
91A-10043	1939 deluxe generator 2 brush set	12.00 set
01A-10043	1940-53 2 brush set	4.00 set

1932-53 Generator Fields

18-10175	1932-39 std. 3 brush generators	45.00 set
81A-10175-A	1940-53 30 amp 2 brush generators	60.00 set
B6A-10175-B	1940-55 12 volt conversion, 2 brush	60.00 set

Front Bearing, Generator

B-7600	1938-53 ball bearing, 1 required	6.00 ea.
--------	----------------------------------	----------

Through Bolt, Generator

18-10120	1932-39 std. long bolt 3 brush type	2.00 ea.
78-10120	1937-53 long bolt 2 brush type	2.00 ea.

Rear Generator Bushing

18-10128	1932-39 std. 3 brush type	3.75 ea.
78-10128	1937-56 2 brush type	1.25 ea.

Generator Pulley (foreign made)

40-10130	1933-36 single belt	40.00 ea.
01A-10130	1940-48 single belt	40.00 ea.
78-10130	1937 4.38 o.d.	40.00 ea.
81A-10130	1938-39 4.38 o.d.	40.00 ea.

Generator Cut-Out Mounts on Generator

B-10505-D	1932-39 cutout with diode (no points)	55.00 ea.
B-10505-F	1932-39 same as above but with Ford script	75.00 ea.

Voltage Regulator

51A-10505	1939-53 6-volt mounts to firewall	55.00 ea.
B6A-10505	12 volt regulator use with converted generator	50.00 ea.

Voltage Reducer

SR-10606	Use this resistor when using original 6 volt electrical equipment on vehicles converted to 12 volts. Must be used ONLY w/items that draw 4 amps.	16.50 ea.
----------	--	-----------

Generator Wire Grommet

40-10104-A	1932-39 std 3 brush type	3.00 ea.
------------	--------------------------	----------



STARTER SECTION

Rebuilt Starters

These starters are remanufactured at Yesteryear using high torque fields. These are not just repaired starters. They will put the spin back to your starting system.

EXCHANGE ONLY.

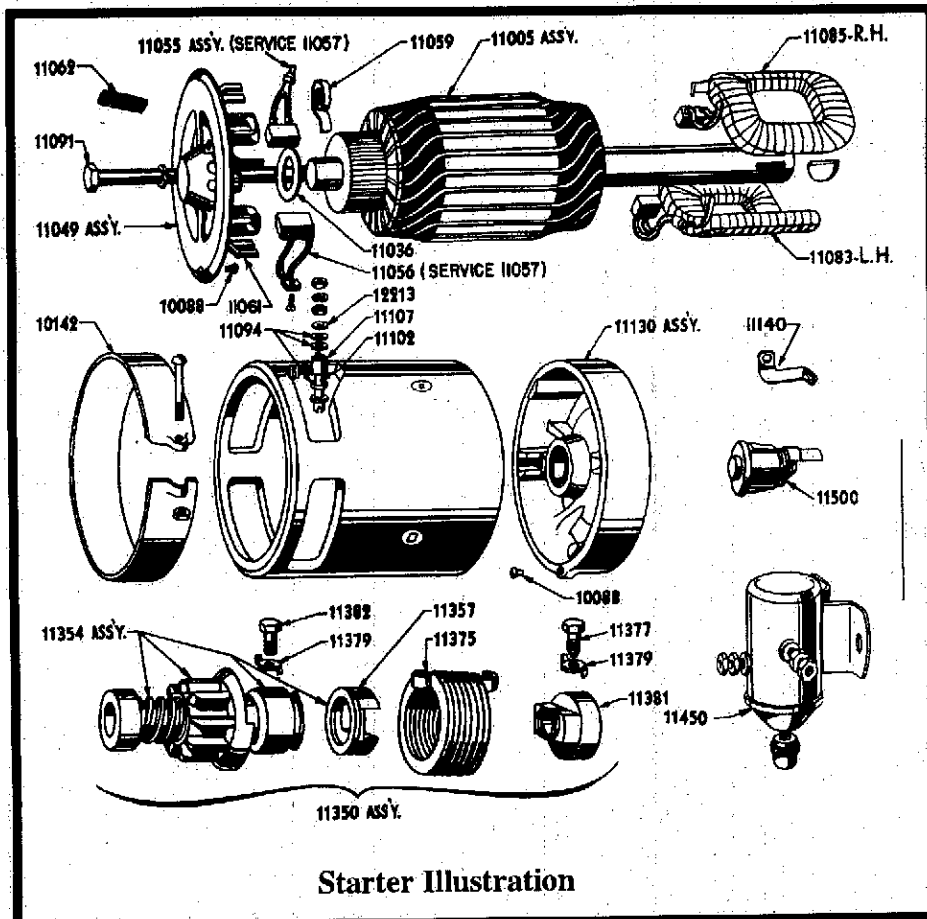
18-11002	1932-48	less drive assembly.	225.00 ea.
18-11002-12		same as above but 12 volt.	225.00 ea.

Armature, Starter

18-11005	1932-48	all except 60 h.p.	90.00 ea.
----------	---------	--------------------	-----------

Starter Drive (Bendix)

B-11350	1932-50	complete with spring	35.00 ea.
52-11350	1937-40	cars & pickups 60 HP	47.50 ea.



Starter Drive Parts

B-11375	spring	7.50 ea.
B-11377	drive screw .863" pointed end	.70 ea.
B-11379	drive screw lock washer	.50 ea.
B-11382	drive screw .688" long	.70 ea.

Starter Motor Parts all for 1932-48

18-11049	front plate	20.00 ea.
B-11052	front bushing	1.25 ea.
18-11057	4-pc. brush set	5.00 set
18-11083-S	field coils 6 volt	35.00 set
18-11091	through bolt	1.50 ea.
18-11130	rear end plate	20.00 ea.
B-11135	bushing, rear plate	1.50 ea.

Rear Starter Support Bracket

This bracket is usually missing. It supports back of starter to oil pan.
51A-11140 1933-48 all 6.00 ea.

1932-53 Terminal Post Kit (copper)

This kit contains the terminal screw, insulators, nuts and washers.

18-11102-R	round terminal hole in starter housing	10.00 kit
18-11102-O	oval terminal hole in starter housing	10.00 kit

Starter Floor Switch

B-11450	1932	4 cyl. hand type	40.00 ea.
40-11450	1932-34	8 cyl. foot type	40.00 ea.
18-11470	1932-34	push rod for above switch	3.00 ea.
48-11450	1935-36	cars/pickups	40.00 ea.

Starter Solenoid, 6 Volt

01A-11450	1937-50	steel case with push button	25.00 ea.
21A-11450	1937-50	bakelight replacement type	20.00 ea.
21A-11450-12	1937-50	12 volt solenoid	15.00 ea.

Starter Button

Plastic button with correct color.

78-11500-A	1937	standard	10.00 ea.
78-11500-B	1937	deluxe	10.00 ea.
81A-11500	1938	all	10.00 ea.
91A-11500	1939	all	10.00 ea.
01A-11500-A	1940	standard	10.00 ea.
01A-11500-B	1940	deluxe	10.00 ea.
11A-11500	1941	light tan	10.00 ea.
21A-11500-A	1942	maroon	10.00 ea.
21A-11500-B	1942	butterscotch	10.00 ea.
51A-11500-A	1946	chocolate	10.00 ea.
51A-11500-B	1946	blue gray	10.00 ea.
51A-11500-C	1946	tan	10.00 ea.
6A-11500	1937-50	chrome	8.50 ea.



Paints and Chemicals

Engine Enamels

These are the highest quality hi-gloss engine enamel on the market.

B-6000	1928-42 Ford green	34.00 quart
21A-6000	1942-48 Ford blue	34.00 quart
B-6000-S	1928-41 Ford Green spray can	15.00 can

Gas Tank Sealer

Stops rust, leaks & corrosion permanently. Resistant to all fuels including the new phase II oxygenated fuels. Heavily compounded with rust inhibitors. Permanently bonds to all metal or fiberglass tanks. The only sealer on the market approved for use in aircraft.

GTS-05	Bill Hirsch sealer	27.00 quart
--------	--------------------	-------------

Gas Tank Etch

Will remove light buildup of rust inside of all tanks and will etch the inside of the tank leaving a gray phosphate coating. An excellent prep for your tank before sealer with the above tank sealer.

TE-01	gas tank etch	12.00 pint
-------	---------------	------------

Black Chassis Paint

The finest black chassis paint. Not glossy, not dull but a very high quality semigloss paint that is the most resistant to chipping, cracking, peeling and salt.

CHPT-01	chassis black quart can	29.00 quart
---------	-------------------------	-------------

Miracle Paint

A moisture cured non porous paint that bonds to rusted and corroded metals like no other coating. It is rock hard and will not crack, chip or peel. Impervious to gasoline, laquer thinner, salt and most acids. Can be painted directly over rusted surfaces and is strengthened by exposure to moisture. Can be sprayed, rolled or brushed.

MIR-PINT	pint can	23.00 pint
MIR-QUART	quart can	33.00 quart

High Temperature Paint

The only finish of its type that will withstand 1800 F. Also withstands salt, moisture and virtually all weather conditions.

EMPT-15	aluminum color	27.00 pint
EMPT-14	cast iron color	27.00 pint
EMPT-16	black color	28.00 pint
EMPT-03	stainless steel 1600 F	21.00 pint

Other Supplies

PR-5000-A	aerosol can paint stripper ready to spray and it works good.	11.00 can
HSP-01	simechrome polish	10.00 tube



DISTRIBUTOR & PARTS

Ignition Coil Contact Brush

18-12010-S	1932-36	brush & spring	4.00 set
68-12010-S	1936-41	brush & spring	3.50 set

Ignition Coil (rebuilt) core required

(We must receive your rebuildable core before shipping rebuilt unit)

78-12024	1937-41	2 screw type coil	135.00 ea.
----------	---------	-------------------	------------

Coil Adapter Plates

Includes coil plate, condensor and wire. This is used instead of the original type coil. It is used with a modern type coil.

GS-326	1932-36	3 screw type coil	45.00 kit
GS-371	1937-41	2 screw type coil	45.00 kit

6 Volt Modern Style Coil

These are used with the coil adapters above.

B-12000	coil	1928-34	20.00 ea.
---------	------	---------	-----------

Coil Bracket

Used with the modern type coil above.

B-12000-CB			5.25 ea.
------------	--	--	----------

Complete Distributor Gasket Set

B-12104	1932-41 all	8.00 set
21A-12104	1942-48	8.00 set

Contact Points

78-12171-S	1937-48 all V-8	29.50 set
------------	-----------------	-----------

Distributor Cap Bail Clips

Set includes rivets and bails for the 1942-48 crab style distributor cap.

21A-12144-S	crab cap bail set	5.00 set
-------------	-------------------	----------

Distributor Vacuum Line

40-12226-B	1932-40 all	8.00 ea.
------------	-------------	----------

Distributor Caps

18-12105	1932-41	outer cap	15.00 ea.
59A-12105	1946-48	outer cap	16.00 ea.
1GA-12106	1941-47	6 cyl. crab cap	20.00 ea.
21A-12106	1942-45	8 cyl. crab cap	27.50 ea.
59A-12106	1946-48	round terminal cap	47.00 ea.
18-12116	1932-36	inner cap	25.00 ea.
68-12116	1936-41	inner cap	20.00 ea.



Rubber Boots for Dist. Cap to Wire Tubes

18-12113	1932-41	7.00 pr.
59A-12113-PR	1946-48	15.00 pr.

**Rebuilt Distributors, Excellent Quality, Satisfaction Guaranteed.**

These are the best quality distributors available. They are rebuilt here at Yesteryear. We must receive your rebuildable core before shipping rebuilt unit.

All 1932-48 distributors rebuilt for 125.00 exchange.

Distributor Rotors

68-12201	1937-41	V-8	30.00 ea.
1GA-12200	1941-47	6 cyl.	3.00 ea.
21A-12200	1942-45	V-8 crab cap	8.00 ea.
FAA-12200	1946-48	V-8 round cap	3.00 ea.

Complete Light Wire Circuit Breaker w/Resistor

11A-12250	1941-48	complete unit	25.00 ea.
18-12250	1932-48	n.o.s. ignition resistor	22.50 ea.
40-12250	1933-39	fuse block	30.00 ea.

Complete Spark Plug Wire Set

These are exact reproduction wires with correct ends and colors.

18-12259-A	1932-36	with original hook ends	42.00 set
18-12259-B	1932-36	with modern plug ends	42.00 set
78-12259	1937-41	color coded as original	44.00 set
21A-12259	1942-44	for use with crab cap	51.00 set
59A-12259	1945-48	brown color use with round cap	49.00 set
21A-12298	1942-44	coil wire not included in-set	5.25 ea.

Spark Plug

40-12405	1933-37	21 stud engines	2.75 ea.
81A-12405	1938-53	24 stud engines	2.35 ea.

**Condensor Rubber Boot**

Fits over the end of the 1942-48 condensers.

1GA-12310	1942-48	all	3.50 ea.
-----------	---------	-----	----------

Condensers

B-12300	1932-34	4 cylinder	15.00 ea.
18-12300-B	1932-36	use with 3 screw coil	9.00 ea.
68-12300	1936	use with flat top coil	9.00 ea.
78-12300	1937-41	use with 2 screw coil	9.00 ea.
1GA-12300	1942-48	6 & 8 cylinder	10.00 ea.

Ignition Wires

B-12275	1928-34	4 cylinder	2.25 set
---------	---------	------------	----------



Ignition Switch On/Off Plates

All include rivets.

B-11556	1932	car/pickup	8.00 ea.
40-11556	1933-34	cars/pickups	8.00 ea.
48-11556	1935-36	cars/pickups	8.00 ea.
78-11556	1937, 1940-48	all	8.00 ea.
81A-11556	1938-39	all	8.00 ea.

HEADLIGHTS**Bulbs**

B-13007-D	1928-34	50-32 candle power	2.00 ea.
48-13007-6	1935-39	flanged bulb	3.00 ea.
B5AF-13007	1940-55	6 volt sealed beam	12.00 ea.
01A-13007-6V	1940-55	6 volt no alignment tabs	25.00 ea.
01A-13007-12V	1940-55	12 volt no alignment tabs	25.00 ea.

Headlight Bulb Show Quality

Sealed beam Ford script halogen headlight bulbs without aiming knobs.

01A-13007-FS-6	6 volt 1940-55 all	65.00 ea.
01A-13007-FS12	12 volt 1940-55 all	65.00 ea.

1928-39 Quartz Halogen Adapter Kit

This kit allows you to use your original headlight reflectors to convert to halogen headlights.


Includes: two halogen bulbs, wire sets, sockets and socket clips.

B-13026-QH12	1928-39 all 12 volt	40.00 kit
B-13026-QH6	same as above 6 volt	45.50 kit

Quartz Halogen Head Lamp Reflector Kits

Die stamped brass, chrome plated. Quartz reflector kits include: 2 reflectors with special sockets installed, 2 12 volt quartz halogen bulbs, gaskets and connector plugs.

B-13027-QK12	1932 pass, 33-34 pickup	85.00 kit
B-13027-QK6	same as above but 6 volt	90.00 kit
40-13027-QK12	1933-34 pass.	85.00 kit
40-13027-QK6	same as above but 6 volt	90.00 kit
48-13027-QK12	1935-36 pass., 35-39 pickup	85.00 kit
48-13027-QK6	same as above but 6 volt	90.00 kit
78-13027-QK12	1937-39 pass.	85.00 kit
78-13027-QK6	same as above but 6 volt	90.00 kit

**Replacement Quartz Bulbs**

B-13007-Q12	fits the above kits 12 volt	10.00 ea.
B-13007-Q6	fits above kits 6 volt	15.75 ea.



1932 Headlights

These are show quality, stainless steel w/correct lenses, bulbs gaskets, wiring & nuts. Ford script on housing.

B-13001-1	1 bulb reflector	342.00 pr.
B-13000-2	2 bulb reflector	342.00 pr.
B-13000-QS	Quartz halogen 12 volt	351.00 pr.
B-13000-1	1 bulb 6 volt	342.00 pr.
B-13000-QP	Quartz halogen 12 volt	350.00 pr.

**1934 Headlights**

These headlights are show quality, stainless steel w/correct lenses, bulbs, wiring & nuts. Ford script on housing.

40-13000-1	1 bulb reflector	342.00 pr.
40-13000-2	2 bulb reflector	342.00 pr.
40-13000-QP	Quartz halogen 12 volt	350.00 pr.
40-13000-QS	Quartz script 12 volt	342.00 pr.

**1932 Dropped Headlight Bar**

Stainless steel and fully polished with polished cast ends.

18-13114	1932 cars	142.00 ea.
B-13114	1932 42" long tip to tip	164.00 ea.

1937-40 Complete Headlight Buckets

These are top quality reproductions and are complete except lens, reflector and wiring. Ready to install.

78-13026	1937-39 std. cars	112.50 ea.
91A-13026	1939 deluxe	100.00 ea.
01A-13026	1940 car, 40-41 pickups	112.50 ea.

Headlight Reflectors

These are chrome plated stamped brass. 1935-39 have special coating for increased light reflection.

B-13027-1	1932	1 bulb type	45.00 ea.
B-13027-2	1932 pass., 32-34 pickup	2 bulb type	45.00 ea.
40-13027-1	1933-34	1 bulb type	45.00 ea.
40-13027-2	1933-34	2 bulb type	45.00 ea.
48-13028	1935-36 pass., 35-39 pickup		45.00 ea.
78-13028	1937-39 pass.		45.00 ea.

Headlight Switch

01A-11652	1940	35.00 ea.
11A-11652	1941-48 cars and pickups	40.00 ea.

Headlight Lenses

These are made of glass from the original molds, all are Ford script.

B-13060	1932 pass., 32 pickup	22.00 ea.
40-13060	1933-34 pass. & pickup	22.00 ea.
48-13060	1935 pass., & 35-39 pickups	22.00 ea.
68-13060	1936 pass.	22.00 ea.
78-13060	1937, 38 & 39 std pass.	22.00 ea.
91A-13060	1939 deluxe pass.	40.00 ea.



Headlight Bucket to Fender Gaskets

78-13044	1937-39 std pass.	8.00 pr.
91A-13044	1939 deluxe pass.	8.00 pr.
01A-13044	1940 pass., 40-41 pickups	8.00 pr.
11A-13044	1941-48 pass., 42-48 pickups	8.00 pr.

HEADLIGHT PARTS**1932-34 Headlight Parts**

B-13001-IR	1932 stamped inner ring	12.00 ea.
B-13001-RM	1932 stainless outer rim w/latch	25.00 ea.
40-13001-IR	1933-34 stamped inner ring	12.00 ea.
40-13001-RM	1933-34 stainless outer rim w/latch	32.00 ea.
A-13040-S	1928-34 shell to base mount kit enough for 2 lights (24 pieces)	8.00 kit
A-13044-BSS	1930-32 rim latch set stainless	6.00 set
A-13044-ASS	1933-34 rim latch set stainless	6.00 set

Headlight Lens Retainer Clips

These clips hold the lens to the outer rim.

B-13061-S	1928-32	6 pc. set	3.00 set
40-13061-S	1933-34	6 pc. set	3.00 set
48-13061-S	1935-36	lens clips set of 6	6.00 set

1935-36 Reflector Spring Clip, Stainless Steel

48-13031	1935-36 cars	set of 6	12.00 set
----------	--------------	----------	-----------

1937-39 STD Headlight Bucket Parts

All parts include mounting hardware.

PC-51E	upper lens retainer	3.25 ea.
PC-54	rim mounting tab	3.00 ea.
PC-52E	lower lens retainer, 2 required	2.50 ea.
S-501-E	complete kit for 1 bucket	10.75 kit

1939 Deluxe Headlight Bucket Parts

All parts include mounting hardware.

PC-51	upper lens retainer	3.10 ea.
PC-54	rim mounting tab	3.00 ea.
PC-53	fender mount tab, 2 required	2.50 ea.
PC-52	lower lens retainer, 2 required	2.50 ea.
S-501	complete kit for one headlamp	15.00 kit

1937-39 Headlight Reflector Retainer

This retainer holds the reflector in place with 3 screws and spring assemblies which adjust the headlight beam. Springs and adjusting screws included.

78-13030	1937-39 standard	40.00 ea.
91A-13030	1939 deluxe	40.00 ea.



1937-48 Ford & Mercury 1942-47 PU Headlight Rims

High quality stainless steel polished to a showroom glow. All styles feature correct face details and are interchangeable. Includes stainless steel slotted mounting screws:

78-13001-RM	1937-39 std. stainless steel	32.00 ea.
91A-13001-RM	1939 deluxe	32.00 ea.
11A-13045	1941 2-rib style	75.00 pr.
21A-13045	1942 3-rib style	75.00 pr.
51A-13045	1946 1-rib style	75.00 pr.
6A-13045	1947-48 smooth	75.00 pr.

**1935-36 Car 35-39 PU Headlight Rims (includes 6 lens clips per pair)**

Features superb polish for a brilliant, factory-new shine. All are made of high grade stainless steel (1935-36 cars, feature spring-loaded latch clips installed)

48-13045	1935 car, 1935-39 PU & Commercial	75.00 pr.
68-13045	1936 car	95.00 pr.

1937-39 Headlight Lens Gasket Retainer

This is an all brass bail that is used to keep the lens gasket in place during assembly.

78-13067	1937-39 pass.	15.00 pr.
----------	---------------	-----------

1936 Car Headlight Mounts

Die stamped steel. Necessary to correctly mount & adjust your headlights. Fits between buckets and fenders. Ready to mount.

68-13125-A	1936 car	30.00 pr.
------------	----------	-----------

1937-40 Headlight Bucket Mounting Hardware Kit

Holds bucket to fender with correct special head bolts and lock washers.

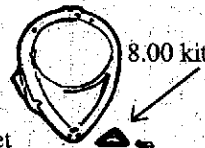
01A-13026-HK	1937-40 pass., 40-41 pu (each kit does one bucket)	5.00 kit
--------------	--	----------

Headlamp Lens Gaskets

B-13066	1928-36 lens gaskets	8.00 pr.
78-13066	1937-39 lens gaskets	8.00 pr.
48-13066	1935-36 cars, 1935-39 pu hollow core rubber seal	8.00 pr.
78-13066-A	1937-39 cars, hollow core rubber seal	10.00 pr.

1940-41 Headlight Rim Repair Tab

01A-13026-R	1940 pass., 40-41 pu (kit does 2 buckets)	8.00 kit
-------------	---	----------

**Sealed Beam Adjusting Screw**

78-13032-HK	1937-39 aiming screws	16.50 set
01A-13032	1940 all	2.50 ea.
8A-13032	1941-56 all	2.50 ea.

Headlight Bucket Adjusting Spring

11A-13031	1941-56 all	2.25 ea.
-----------	-------------	----------

1940-41 Sealed Beam Adjusting Hardware Kit

This kit includes: adjusting bolts and springs. Enough for two headlights.

01A-13032-HK	1940 pass, 40-41 pickups	20.00 kit
--------------	--------------------------	-----------



Sealed Beam Retainer Hardware Kit

These special head screws hold the bulb retainer in place. Each kit does 2 headlights.
01A-13018-HK 1940-48 all 5.00 kit

Sealed Beam Bulb Retaining Ring

01A-13018 1940-56 plain steel 15.00 ea.
01A-13018-SS 1940-56 stainless steel 30.00 ea.

Headlight Doors 1940 Car and 1940-41 Pickup

This is a beautiful reproduction of the original die cast doors. 1940 std. are raw and available in smoothy or original type.

01A-13045-B 1940 dlx. & 40 merc. chrome plated 150.00 pr.
01A-13045-A 1940 std. car & 1940-41 pickups 150.00 pr.
01A-13045-AN 1940 smoothy no hole for parking lamp 125.00 pr.

**Headlight Floor Dimmer Switch**

11A-13532 1938-48 all 12.50 ea.

High Beam Jewel Socket & Wire Assy.

This is mounted in the dash and holds the jewel and bulb in place.

81A-13580 1938-47 all 30.00 ea.

**High Beam Socket Wire Only**

81A-13580-AW wire less socket 1938-40 3.00 ea.

High Beam Jewel Only

81A-13583 1938-40 pass., 38-39 pickups 12.00 ea.
01C-13583 1940-47 pickups 9.50 ea.

**Instrument Panel Dash Light Dimmer Switch.**

This is a rheostat switch just like the original with correct color knob.

01A-13740-A 1940 std, 40-47 pickups 25.00 ea.
01A-13740-B 1940 deluxe maroon 25.00 ea.
21A-13740-A 1942 maroon 25.00 ea.
21A-13740-B 1942 butterscotch 25.00 ea.
51A-13740-A 1946 chocolate 25.00 ea.
51A-13740-B 1946 metallic blue grey 25.00 ea.
51A-13740-C 1946 convt., 47-48 pass. 25.00 ea.
21C-13740 1942-47 pickups 25.00 ea.
40-13740 1933-38 & 39 std. 33-51 pu (toggle type) 11.00 ea.



Dash Light Dimmer Switch

1932 Headlight Wire Conduit

This is the covering for the headlight wiring from the light to the radiator shell.

18-14578-S stainless conduit 9.00 pr.
B-14567-CS radiator shell grommets 2.50 pr.
A-14584 1928-32 plug insulators 2.75 ea.



Headlight and Taillamp Conduit Repair kit

This contains the cloth conduit and metal cups that attach it to the bucket. These are always rotted away.

78-14597-RK 1937-48 20.00 kit

Headlamp Bar Bolts

B-13119-BK	1932 pass/pickup black forged steel	3.00 ea.
B-13119-SS	1932 stainless steel	6.00 ea.
40-13119-BK	1933-34 cars/pickups black steel	5.00 ea.
40-13119-SS	1933-34 stainless steel	8.00 ea.

1932 Headlamp Bar V-8 Emblem Die Cast Chrome

18-13122 mounts on headlight bar pass. 17.00 ea.

Headlight Bar/Stand Mount Pads

Made of the best quality rubber with lip.

B-13130	1932 pass, 33-34 pickups	10.00 pr.
40-13130	1933-34 pass, 35-37 pickups	10.00 pr.
48-13130	1935 pass.	10.00 pr.
68-13130	1936 pass	10.00 pr.
81C-13130	1938-39 pickups	20.00 pr.



PARKING LAMPS & PARTS

Parking Lamp Lenses

01A-13082-G	1940 pass/pickup	6.50 ea.
11A-13082-G	1941 park lamp lens (glass)	10.00 ea.
11C-13082-G	1941 pickup	9.00 ea.
6A-13082	1947-48 pass/42-47 pickups	15.00 ea.
21A-13208	1942-46 car, clear (plastic)	10.00 ea.

**1940 Parking Lamp Lens Clips**

HD-350786-S7 1940 pass./40-41 pickups 6 piece set 2.75 set


**Parking Lamp Lens Gaskets**

01A-13085	1940 pass/40-41 pickups	5.00 pr.
11A-13211	1941 pass	5.00 pr.
21A-13211	1942-46 pass	5.00 pr.
21T-13211	1947-48 pass/42-47 pickups	5.00 pr.

1940 Standard Parking Light Chrome Bezels

These are not used with the chrome headlight doors.

01A-13084 1940 std car 60.00 pr.



517-676-4416

fax 517-676-3485

Parking Lamp Rubber Boot

6A-13225 1947-48 pass/42-47 pickups

17.50 pr.



Parking Lamp Wire Pigtail

59A-13234 1947-48 pass/42-47 pickups


7.25 ea.

1941 Parking Lamp

Top quality lamp with glass lens

11A-13200 1941 passenger car

40.00 ea.



11A-13200-F
Parklight Assembly

1941 Parking Lamp Mount Pad

Made of top quality rubber.

11A-13217

1941 pass.

10.00 pr.



21T-13217

1942-48 Parking Lamp Mount Pad

51A-13200-RP 1946 cars

21T-13217

1942-47 pickups 47-48 cars

20.00 pr

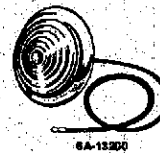
6.00 pr.

1947-48 Parking Lamp Assembly

Show quality reproduction, includes lens, rim, bucket and wiring.

6A-13200 1947-48 pass./42-47 pickup

100.00 ea.



6A-13200

HORN PARTS

1936 Horn Grills

This is the grill in the fender section. Very nice stainless steel part.

68-16156-A

1936 passenger car

32.50 ea.



1936 Horn Grill Pads

68-16156 rubber pad for behind horn grill

10.00 pr.



Horn Relay (replacement type)

FAA-13853

6-volt 1937-56

all

15.00 ea.



Horn Bracket Repair Kit

Includes: 4 tempered springs & 2 rivets.

B-13829-S	1932-34	all	15.00 set
48-13829-S	1935-40	all	15.00 set

**Horn Mounting Brackets**

Painted black, exact reproductions.

B-13805-A	1932 pass/pickup		16.50 ea.
40-13830	1933-34 pass.	R.H.	40.00 ea.
40-13831	1933-34 pass.	L.H.	40.00 ea.
48-13830	1935 pass.	R.H.	40.00 ea.
48-13831	1935 pass.	L.H.	40.00 ea.
50-13830	1935-36 pickup	R.H.	40.00 ea.
50-13831	1935-36 pickup	L.H.	40.00 ea.
68-13830	1936 passenger	R.H.	40.00 ea.
68-13831	1936 passenger	L.H.	40.00 ea.

Horn Trumpet Grommets

These are used between horn trumpets and mounting bracket.

91A-13912	1939-48 pass	6.00 pr.
-----------	--------------	----------

1932-47 PASSENGER & PICKUP FIREWALL COVERS & INSULATION

1935-48 Firewall Cover Clip

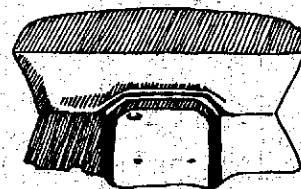
This is the clip that holds the cover to the back of the firewall.

48-7001670	1935-48 car & pickup	3.00 ea.
------------	----------------------	----------

Firewall Insulators for 1932-48 Cars and Trucks

The following firewall covers are made of ABS plastic. A high tech photo engraving process is used to faithfully reproduce the original chicken track texture that was used on 1932-48 Ford cars. These firewall insulators are complete units ready to install. No holes to drill, a preassembled unit including sound board and insulation. The best available.

B-100-4	1932 4 cyl. car or pickup	225.00 ea.
B-100	1932 8 cyl. car or pickup	225.00 ea.
40-100	1933-34 cars	225.00 ea.
48-100	1935-36 cars	225.00 ea.
78-100	1937-39 std. cars	225.00 ea.
91A-100	1939 deluxe cars	225.00 ea.
01A-100	1940 cars	225.00 ea.
11A-100	1941 cars	225.00 ea.
21A-100	1942-48 cars	225.00 ea.
46-100	1935-36 pickups	225.00 ea.
77-100	1937-39 pickups	225.00 ea.
01C-100	1940-47 pickups	225.00 ea.



Floor and Firewall Insulation

This insulation has a space age aluminum shield which reflects heat, cold and moisture. Has a 300-degree fire resistant pad that is designed to suppress noise.

HR-700770

48" wide x 72" long

31.50 roll

1932-47 Pickup Fiberglass Headliners

Crating charge of \$25.00 added to each headliner.

Special order shipping also applies, plus crating.

B-230	1932-34	pickup kit	250.00 kit
		(headliner, header cover, cab corners)	
46-230	1935-36	pickup headliner	165.00 ea.
77-230	1937	pickup headliner	175.00 ea.
81C-230	1938-39	pickup headliner	165.00 ea.
01C-230	1940-47	pickup headliner	165.00 ea.

Cab Corners and Window Strips For Pickups

Not included with the headliners.

46-240	1935-39 pickups	80.00 set
01C-240	1940-47 pickups	115.00 set

Headliner kit 1940-47 Pickups

This headliner is made as original, sewn together with binding on the edges. Kit includes roof, left & right sides of rear window, below rear window & under dash kick panels. These kits are sent freight collect because of there size.

01C-8151968-BL	Black	150.00 kit
01C-8151968-GR	Green	150.00 kit

Patent Plates

1932-48 show quality, includes rivets.

B-14001	1932-34	all	5.00 ea.
48-14001	1935-36	all	5.00 ea.
78-14001	1937-39	all	5.00 ea.
01A-14001	1940-48	all	5.00 ea.
99A-14001	1939-48	Mercury	5.50 ea.



Body Number Plates

These attach to the firewall, includes rivets.

40-14002	1933-34	all	4.50 ea.
48-14002	1935	all	4.50 ea.
68-14002	1936	all	4.50 ea.
78-14002	1937	all	4.50 ea.



1933-34

FIREWALL GROMMETS & PARTS**Cowl to Firewall Seal**

Long Lasting rubber.

B-35336	1932 pass./pickup	12.00 ea.
---------	-------------------	-----------

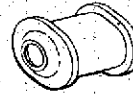
Firewall Grommet Kits

B-700731	1932	pass./pickup	11 piece set	25.00 set
40-700731	1933-34	pass.	5 piece set	8.00 set

Wiring Loom Grommet

A must for that rewiring job.

B-14603	1932	1.75 ea.
40-14603	1933-34	1.75 ea.
48-14603	1935-48	all bodies 5.00 ea.

**Firewall Wiper Hose Grommets**

91A-17545	1939 pass.	2.00 ea.
01A-17545-A	1940 convertible	2.00 ea.
01A-17545-B	1940 closed car & 41-48 all	2.00 ea.

Choke and Throttle Rod Firewall Grommets

B-14605	1932-48	all models	2.00 pr.
---------	---------	------------	----------

TAILLIGHTS

Each taillight is either painted black or stainless steel as noted. Each light has a stainless steel rim, cloth braided wires, wire loom, stainless screws, bulbs and red glass lens.

1932 and 1932-42 pickup

B-13402-DR	1932-42	pickup	R.H. black	30.00 ea.
B-13403-DL	1932-42	pickup	L.H. black	30.00 ea.
18-13402-DR	1932	pass.	R.H. stainless	30.00 ea.
18-13403-DL	1932	pass.	L.H. stainless	30.00 ea.



1933-34 Passenger and Sedan Delivery Taillights

Will also fit 1935-36 pass. Stainless steel housing and rim.

40-13402-DR 1933-34 R.H. stainless 30.00 ea.

40-13403-DL 1933-34 L.H. stainless 30.00 ea.

**1935-36 Passenger and Sedan Delivery Taillights**

48-13402-DR 1935-36 R.H. black 31.00 ea.

48-13403-DL 1935-36 L.H. black 31.00 ea.

1937 Taillights

78-13402 right hand 45.00 ea.

78-13403 left hand 45.00 ea.

1938-39 Passenger Taillights

81A-13405-D 1938-39 fits left or right 30.00 ea.

1940 Passenger Taillights

01A-13405-DR 1940 pass. left or right 30.50 ea.

**1946-47 Pickup and 46-48 Wagon Taillights**

01C-13402-DR R.H. painted black 30.00 ea.

01C-13403-DL L.H. painted black 30.00 ea.

1941 Passenger Taillights

These are die cast chrome plated. A very nice reproduction.

11A-13404-DR 1941 R.H. 70.00 ea.

11A-13405-DL 1941 L.H. 70.00 ea.

**1942-48 Passenger Taillights**

21A-13405-D left or right side 30.00 ea.

**1942-48 Car Taillights Housing**

Includes threaded mounting nuts installed, inner backing plates & hardware.

21A-13470-K RH & LH includes holes for stainless trim 175.00 pr.

HR-13470-K RH & LH without holes for smooth look 175.00 pr.

1942-48 Taillight Housing Trim

21A-13476-AS RH & LH polished stainless steel. Mounting plates & studs installed. Mounting nuts included. 40.00 pr.



Halogen Taillamp Bulb

This bulb installs in your standard taillamp socket. It is a direct replacement for the 1157 bulb. 55 watt stop and turn bulb and 20 watt taillamp bulb. **Use with glass lenses only.**

11A-13465-Q6	6 volt offset pins	16.50 ea.
11A-13465-Q12	12 volt offset pins	15.00 ea.
48-13465-Q6	6 volt even pins	17.00 ea.

1157-Style LED Taillight Bulb

Extra-bright light, ultra-low wattage. Outlasts standard incandescent types by 100 times, with 5 times the brightness. Creates no measurable heat.

LED-101	11 LED array 1" dia.	1	20.00 pr.
LED-100	25 LED array 1 3/4" dia.		25.00 pr.

Tail Lamp Rim (stainless steel)

B-13448	1932 pass, 1932-42 pickups	7.00 ea.
40-13448	1933-36 pass.	7.00 ea.
78-13448	1937 pass.	7.50 ea.
81A-13448	1938-39 pass.	7.00 ea.
21A-13448	1942-48 pass.	9.00 ea.
01A-13448	1940	9.25 ea.

Taillight Brace Kit 1937 Car

Made of die-stamped steel. Originally installed at the factory, these braces surround the area beneath the rear fenders under the taillight stands for necessary support. Finished with a corrosion resistant black EDP coating. Kit includes 2 braces & 4 special cup washers.

78-16360-S	1937 Car RH & LH	30.00 kit
------------	------------------	-----------

Taillamp Screw Sets

Set of 6 screws including mounting, lens door & license lens screws.

They are all stainless steel.

HD-1128	1928-32	1.25 set
HD-3105	1933-36	2.00 set

Taillamp Lens Gaskets

B-13460	1932 pass., 1932-42 pickups	.80 ea.
40-13460	1933-36 pass. 1 inner & outer gasket	6.00 pr.
78-13461	1937 pass.	5.00 ea.
81A-13460	1938-39 pass.	1.00 ea.
01A-13460	1940 pass.	.85 ea.
11A-13460	1941 pass.	.85 ea.
21A-13460	1942-48 pass.	1.00 ea.



Taillamp Mount Pads With Lip

These are top quality rubber, perfect fit.

40-13520	1933-34	pass.	10.00 pr.
48-13520	1935	pass.	10.00 pr.
68-13520	1936	pass.	10.00 pr.
78-13520	1937	pass.	10.00 pr.
81A-13520	1938-39	pass.	10.00 pr.
01A-13420	1940	pass.	10.00 pr.
11A-13420	1941	pass.	10.00 pr.
21A-13420	1942-48	pass.	10.00 pr.

**Taillamp Lenses**

All lenses are glass with the correct stimsonite on them for show.

B-13450	1932	pass., 1932-42 pickups	red lens	10.00 ea.
B-13450-BD		above lens with blue dot		15.00 ea.
40-13450	1933-36	pass. red lens		10.00 ea.
40-13450-BD		above lens with blue dot		15.00 ea.
78-13450	1937	pass. red lens		10.00 ea.
78-13450-BD		above lens with blue dot		15.00 ea.
81A-13450	1938-39	pass. red lens		10.00 ea.
81A-13450-BD		above lens with blue dot		15.00 ea.
01A-13450	1940	pass. red lens		10.00 ea.
01A-13450-BD		above lens with blue dot		15.00 ea.
11A-13450	1941	pass. red lens		10.00 ea.
11A-13450-BD		above lens with blue dot		15.00 ea.
21A-13450	1942-48	pass. red lens		10.00 ea.
21A-13450-BD		above lens with blue dot		15.00 ea.

Taillamp License Plate White Lens

B-13445	1928-32	pass., 1932-47 pickups	6.00 ea.
40-13445	1933-36	pass., 1946-47 pickups	6.00 ea.
78-13445	1937	license lens	8.00 ea.
99A-13564	1940-48	pass.	6.00 ea.


License Lens Retainer Set

Set includes 2 clips and 2 screws for white lens.

B-13446-S	1928-32	pass., 1932-42 pickups	1.75 set
40-13446-S	1933-36	pass., 1946-47 pickups	1.75 set

License Plate Lens Gaskets

B-13447	1928-32	pass., 1932-42 pickups	1.20 ea.
40-13447	1933-36	pass., 1946-47 pickups	1.20 ea.
78-13447	1937	pass.	3.00 ea.
81A-13568	1938-39	pass.	1.50 ea.
01A-13568	1940	pass.	2 piece set 2.00 set
11A-13568	1941-48	pass.	3 piece set 4.00 set

**Taillamp Wire Mud Shield**

A-13467-BK	1932-47 pickup	painted black	6.00 ea.
A-13467-SS	same as above	but stainless steel	10.00 ea.



Taillamp Reinforcement Brackets

40-13468	1933-34	used under taillight stand when rumble seat step is used	6.50 ea.
48-16360	1935	right side	30.00 ea.
48-16361	1935	left side	30.00 ea.
68-16360	1936	right side	30.00 ea.
68-16361	1936	left side	30.00 ea.

**Taillamp Brackets**

B-13470-B	1930-34	pickups	cast iron painted black	8.50 ea.
B-13470	1932	pass.	R.H. side painted black	32.00 ea.
B-13471	1932	pass.	L.H. side painted black	32.00 ea.
40-13470	1933-34	pass.	R.H. side painted black	36.75 ea.
40-13471	1933-34	pass.	L.H. side painted black	36.75 ea.

The following are chrome plated.

B-13470-C	1932	pass.	right side	50.50 ea.
B-13471-C	1932	pass.	left side	50.50 ea.
40-13470-C	1933-34	pass.	right side	50.50 ea.
40-13471-C	1933-34	pass.	left side	50.50 ea.

1936 Right Hand Side Taillight Stand

These are perfect reproductions and come with or without rumble step.

68-13470-A	right side no rumble step	95.00 ea.
68-13470-B	right side with rumble step	95.00 ea.

1937 Passenger Taillamp Stand

78-13470	R.H. all cars except convt. sedan	40.00 ea.
78-13471	L.H. same as above	40.00 ea.

1935-47 Pickup Taillight Stands

50-13470	1935-36 pickup left or right side	18.00 ea.
77-13470	1937 pickup left or right side	13.00 ea.
81Y-13470	38-47 r.h. used with bumper	8.25 ea.
81Y-13470-SS	same as above, stainless steel	16.50 ea.
81Y-13471	38-47 l.h. used with bumper	8.00 ea.
81Y-13471-SS	same as above, stainless steel	16.50 ea.
91C-13471	38-56 black, no bumper	12.50 ea.
91C-13471-SS	same as above, stainless steel	16.50 ea.
7C-13470	1948-52 pickup left or right side	8.25 ea.
91C-13470-SS	1938-56 stainless steel. no bumper left or right	16.50 ea.

Stop Light Switches

48-13480	1935-38 car and pickup	15.00 ea.
11A-13480	1939-60 all	9.00 ea.

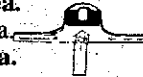


Front License Plate Brackets

B-5034-B	1932 pass., pickup painted black	32.00 ea.
B-5034-C	same as above but chrome plated	23.00 ea.
40-5034-B	1933-36 pass, pickup painted black	22.00 ea.
40-5034-SS	same as above but stainless steel	27.50 ea.
78-5034-B	1937-39 std pass. painted black	30.00 ea.
78-5034-SS	same as above but stainless steel	35.00 ea.
91A-5034-B	1939 dlx-40 pass., 40-41 pickup	22.00 ea.
91A-5034-SS	same as above but chrome plated	35.00 ea.

**Rear License Plate Brackets**

B-13406-B	1932 pass., 32-48 pickup painted black	16.50 ea.
B-13406-SS	same as above but stainless steel	27.50 ea.
40-13406-B	1933-36 pass. painted black	15.00 ea.
40-13406-SS	same as above but stainless steel	20.75 ea.
78-13406-B	1937 pass. painted black	15.00 ea.
01A-13406-B	1938-48 pass. painted black	15.00 ea.
01A-13406-SS	same as above but stainless steel	23.00 ea.

**1938-48 Rear License Bracket Mount Pad**

(This will already be included with above bracket.)

81A-13446 bracket mount pad pass. 3.00 ea.

Chrome License Plate Frames

These are a die cast chrome plated frame for your license plate (no words or emblems).

LF-14309-C all years 5.00 ea.

LIGHT BULBS

48-15021-51	fits: 41-48 cigar lighter, 38-48 high beam jewel 40 instrument panel, 39-48 heater switch.	1.50 ea.
B-13466-63	fits: 28-48 license light, 29-36 park light 41-48 park light, 32-48 dome light.	1.00 ea.
78-13466-55	fits: 37-40 park light, 41-48 instruments 38-40 clock, 46-48 radio.	1.50 ea.
40-13730-81	1933-34 instruments	1.50 ea.
B-13465-1129	fits: 28-32 taillights, 42-48 backup light	1.00 ea.
11A-13465-1154	fits: 38-48 taillights, 41-48 park light with turn signal.	1.25 ea.
40-13465-1158	1933-37 taillights	1.25 ea.
B-13466-12	12 volt parking bulb.	1.00 ea.



Halogen taillamp Bulb

This bulb installs in your standard taillamp socket. It is a direct replacement for the 1157 bulb. 55 watt stop and turn bulb & 20 watt taillamp bulb.

11A-13465-Q6	6 volt offset pins	16.50 ea.
11A-13465-Q12	12 volt offset pins	15.00 ea.
48-13465-Q6	6 volt even pins	17.00 ea.

Headlight Bulbs

B-13007-D	1928-34	no flange	2.00 ea.
48-13007-6	1935-39	with flange	3.00 ea.
B5AF-13007	1940-55	6 volt seal beam	12.00 ea.
48-13007-12	1935-39	12 volt	3.00 ea.

COWL LAMPS AND PARTS**Cowl Lamps**

These lights are show quality, made with top grade stainless steel. Complete with cast chrome arms, correct glass lenses, reflectors, bulbs and stainless head. Available with 6 or 12 volt bulbs.

B-13302-6	1932	pass.	120.00 pr.
40-13302-6	1933-34	pass.	120.00 pr.
B-13302-TS	1932	with turn signal kit installed	120.00 pr.
40-13302-TS	1933-34	with turn signal kit installed	130.00 pr.

**1932-34 Cowl Lamp Turn Signal Kit**

Kit includes: reflectors, sockets, gaskets, bulbs and wire.

B-13303-TS	1932	119.50 kit.
40-13303-TS	1933-34	119.00 kit.

Cowl Lamp Arms

These are die cast chrome plated, and show quality.

B-13322	1932	58.75 pr.
40-13322	1933-34	58.75 pr.

Cowl Lamp Mount Pads (rubber)

B-13324	1932	pass. except 3 window coupe	2.25 pr.
B-13324-3W	1932-33	window coupe	5.00 pr.
40-13324	1933-34		3.00 pr.

Cowl Lamp Lenses

These are the correct glass lenses.

B-13308	1932 pass.	6.50 ea.
40-13308	1933-34 pass.	6.50 ea.

Cowl Lamp Lenses Gaskets

B-13309	1932 pass.	1.80 pr.
40-13309	1933-43 pass.	1.80 pr.



Cowl Lamp Reflectors

These are chrome plated brass.

B-13315	1932	pass.	9.00 ea.
40-13315	1933-34	pass.	9.00 ea.

Cowl Lamp Cross Over Wire Harness

B-14426	1932-34	pass.	12.50 ea.
---------	---------	-------	-----------

Cowl Lamp Internal Wire Pigtails

B-13412	1930-34	pass.	1.85 pr.
---------	---------	-------	----------

WIRING HARNESSSES

These wiring harnesses are the best quality available. These harnesses are exactly the same as the originals in colors and covering.

Headlight Harness

This harness starts at the bottom of the steering box (1932-39).

Included is the contact plate which proceeds to the headlamp pigtail harness, horn pigtails and connects to the dash harness then on to the taillamps, stop light switch and gas tank sending unit.

The 1937-48 harnesses require a taillamp extension harness to go back to the taillamps.

Headlight & Tail Lamp Wiring Harnesses

18-11646	1932	with cowl lamp wiring	99.00 ea.
18-11647	1932	all bodies	90.00 ea.
40-11647	1933-34	all bodies	92.00 ea.
40-11646	1933-34	with cowl lamps	87.00 ea.
48-11647	1935-36	all bodies	98.00 ea.
78-11653	1937	cars	64.00 ea.
77-11653-B	1937	pickups	63.00 ea.
81A-11653	1938	cars	95.00 ea.
91A-11653-A	1939	std car	95.00 ea.
91A-11653-B	1939	deluxe	93.00 ea.
91C-11653	1939	pickups	91.00 ea.
01A-11653	1940	pass.	84.00 ea.
01C-11653	1940	pickups	72.00 ea.
11A-11653	1941	cars	90.00 ea.
51A-11653-A	1942-early	47 cars & pickups	85.00 ea.
51A-11653-B	1947-48	cars	39.00 ea.
51C-11653	1947	pickups	26.00 ea.



DASH HARNESES

These harnesses run under the dash to the instruments, gauges and fuse block, through the firewall to the headlight harness, solenoid, coil and generator.

B-14401	1932	4 cyl. car & pickup	55.00 ea.
18-14401	1932	v-8 car/pickup	61.00 ea.
40-14401-A	1933-34	v-8 with terminal amp gauge	65.00 ea.
40-14401-B	1933-34	v-8 with loop amp gauge	64.00 ea.
46-14401-B	1933-34	4 cyl.	85.00 ea.
68-14401	1935-36	car/pickup	86.00 ea.
78-14401	1937	car/pickup	97.00 ea.
81A-14401-B	1938	car/pickup	72.00 ea.
91A-14401-A	1939	std with cutout	133.00 ea.
91A-14401-C	1939	std with regulator	124.00 ea.
91A-14401-D	1939	deluxe	124.00 ea.
91C-14401-A	1939	pickup with cutout	145.00 ea.
91C-14401-B	1939	pickup with regulator & volt gauge	103.00 ea.
91C-14401-C	1939	pickup with regulator/loop amp	153.00 ea.
01A-14401-B	1940	passenger	139.00 ea.
01C-14401-B	1940	pickup	141.00 ea.
11A-14401	1941	passenger/mercury	150.00 ea.
11C-14401	1941-44	pickup v-8	152.00 ea.
21A-14401	1942-early	47 v-8 car	156.00 ea.
51A-14401-A	1947-48	v-8 car	247.00 ea.
51C-14401-A	1944-47	pickup v-8	160.00 ea.

Miscellaneous Light Wires

01A-11652-K	1940	headlight switch harness	11.50 ea.
11A-11652-K	1941-48	headlight switch harness	15.00 ea.
46-13076	1933-34	headlight pigtailed 2 bulb type	11.00 ea.
48-13076	1935-36	headlight pigtailed 35-39 pu	11.50 ea.
91A-13076	1937-39	headlight pigtailed	16.50 ea.
01A-13076	1940	headlight pigtailed	21.00 ea.
11A-13076	1941-55	headlight pigtailed	16.50 ea.
40-13410	1933-48	taillight pigtail with loom	6.00 ea.
01C-13410	1933-48	taillight pigtail with socket & loom	8.00 ea.
21A-13234	1942-46	park light socket repair kit	7.50 ea.
59A-13234	1946-48	park light wire without socket	7.25 ea.

1941-48 Generator to Regulator Harness

This is used on cars only. It's not included in the dash harness.

Not used with 51A-14401.

11A-14305 1941-48 cars 31.00 ea.

Cowl Lamp Wiring

B-14426	1932-34	cowllamp harness	12.50 ea.
B-13412	1930-34	cowllamp pigtail	1.85 pr.



License Light Wiring

81A-13412	1938-48	license light pigtail	3.00 ea.
91A-14415	1938-48	In body wire includes pigtail	10.50 set.
01A-13506	1940	coupe & convt. socket wire 12"	8.00 ea.
11A-14415	1941	coupe & convt. license light	13.00 ea.
11A-13556-S	1941-48	license light kit	23.00 ea.

Coil Wire Harnesses

B-14302	1932-34	4 cyl. coil wire	10.00 ea.
81A-14419	1938	coil harness-fuse block-regulator	35.00 ea.
21A-14302	1942-48	v-8 coil to distributor wire	6.00 ea.

Taillamp Extension Harnesses

This harness connects to the main headlight harness and runs along the frame to the stop light switch, gas tank sending unit and the taillamps. Required for 1937-48 cars and pickups.

81A-14405	1937-38	all	51.50 ea.
91A-14405	1939-40	all	53.00 ea.
11C-14405-A	1941	pickup	68.00 ea.
21C-14405-A	1942-47	pickup	49.00 ea.
51A-14405-A	1941-48	deluxe & super deluxe	69.50 ea.
51A-14405-B	1941-48	special & wagon	102.55 ea.

Taillamp Crossover Harness.

This is used when you have **two** taillamps. It connects both lights together.
B-14424 1932-40 all 17.00 ea.

Dome Light Wire

11A-14335-B	1941-48	switch to light	6.50 ea.
11A-14334-B	1941-48	fuse block to switch	10.00 ea.
78-14335-B	38-40	pass, dome light to switch	9.50 ea.

Horn Wires/Pigtails

46-14436	1933-35	car/pickup	10.00 ea.
50-14436	1935-37	pickup horn pigtail	11.50 ea.
68-14436-A	1936-37	pass. 38-47 pickups	6.50 ea.
09B-14436	1939-47	horn to horn relay, trumpet type	5.00 ea.
01A-3671	1940	car, 40-47 pickup wire and contact plate	30.00 ea.
11A-14308	1941	pass, 42-48 super deluxe (runs inside the steering shaft)	5.00 ea.
21A-14308	1942-48	deluxe (runs inside steering shaft)	4.00 ea.
11A-13842-D	1941-48	horn to horn relay	8.00 ea.

Oil Sending Unit Wire

Not used with 51A-14401

11A-14322	1941-48	all bodies	5.50 ea.
-----------	---------	------------	----------



Temperature Sending Wire

This wire connects the two sending units together.
 51A-14432 1941-48 all bodies 5.00 ea.

Hot Water Heater Motor Harness

91A-18457	1939-40	21.50 ea.
11A-18457	1941	21.50 ea.
21A-18457	1942	21.50 ea.
51A-18457	1946-48	21.50 ea.

Fuel Tank Wire

81W-14406	1939-47, 1942-47 PU (22")	6.50 ea.
-----------	---------------------------	----------

High Beam Socket Wire

Includes insulator and contact.

81A-13580-AW	wire only 1938-40	3.00 ea.
--------------	-------------------	----------

Clock Wire and Socket

11A-15026	1941 2-wire, 1 soc, 1 fuse (10")	50.00 ea.
78-15026	1937 car	17.50 ea.
01A-15026	1939-40 car	11.25 ea.
21A-15026-B	1942-48 car	14.00 ea.
59A-15026-A	46-48 with fuse 2 wire 9" long	40.00 ea.
59A-15026-B	46-48 with fuse 3 wire 11" long	48.50 ea.

Convertible Top Harness

11A-14339	1941 sportsman	133.00 ea.
51A-14332-A	1942-48 coupes	15.00 ea.

Cloth Wiring Loom

Made of black flexible cloth conduit.

A-14407-1-4	1/4" i.d.	1.00 ft.
A-14407-5-16	5/16" i.d.	.75 ft.
A-14407-7-16	7/16" i.d.	.75 ft.
A-14407-1-2	1/2" i.d.	1.00 ft.

Wire Connectors and Clips

B-14486	male wire bullet connectors	10 pcs.	3.50 pak.
B-14487	female wire connectors	10 pcs.	5.50 pak.
B-14585-S	small frame clips	10 pak	2.50 pak.
B-14585-L	large frame clips	10 pak	2.50 pak.

Large Wire Connector for Horn Wire

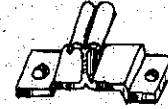
81A-14487	1938-48	2.50 ea.
-----------	---------	----------



Hood Parts

Hood Hinge Brackets

B-8220	1932	front, 1933-34 rear chrome	11.00 ea.
40-8220	1933-35	front, 1935-36 rears	11.00 ea.
B-8221	1932	rear car/pickup	16.50 ea.
68-8226	1936	car front	10.00 ea.
46-8220-A	1935-37	pickup front & rear chrome	20.00 ea.
46-8220	1933-34	pickup front hood hinge	20.00 ea.
46-8221	1933-34	pickup rear hood hinge	20.00 ea.



Center Hood Hinge Strips

These are stainless steel, exact as originals.

18-16632	1932	car/pickups	20.00 ea.
40-16632	1933-36	cars	20.00 ea.

1935-36 Pickup Hood Center Hinge

This is a stainless steel center hood hinge. It runs the full length of the center part of the hood and has a round end to slide into the Hood hinge brackets.

67-16736	1935-36	pickups	125.00 set
----------	---------	---------	------------

1933-34 Pickup & Commercial Hood Hinge

This two-piece hinge features an improved polished stainless steel outer side (visible when installed) combined with a plated steel inner side. Offers smoother hood action and won't rust.

46-16736	1933-34 Pickup & Commercial	95.00 ea.
----------	-----------------------------	-----------

Hood Side Handles

48-16644/5-B	1934-36 car, 1935-37 pickup set of 4, stainless steel	140.00 set
B-16636	1932 car, 1932-34 pickup painted set of 2	20.00 pr.
B-16609-SS	same as above but stainless steel	35.00 pr.
40-16636-A	1933 car, chrome plated over brass set of 2	100.00 pr.

Hood Hinge Rod

These are made of high quality stainless steel.

B-16736	1932	car/pickup	20.00 pr.
40-16736	1933-34	cars	20.00 pr.
48-16736	1935	car	20.00 pr.
68-16736	1936	car	20.00 pr.
46-16736	1933-34	pickups	20.00 pr.
50-16736	1935-37	pickups	20.00 pr.



Hood Hinges

78-16796-7	1937	cars perfect reproductions	45.00 pr.
78-16796-SS	1937	cars stainless steel	75.00 pr.
91A-16796-7	1938-40	pass, 41 sedan delivery	60.00 pr.
91A-16796-SS		same as above but stainless steel	82.00 pr.
01C-16796	1940-47	pickup hinges	50.00 pr.
11A-16796-7	Early	1941 pass. NOS, supply limited	50.00 pr.
21A-16796-7	Late	1941-48 pass.	45.00 pr.
21A-16796-SS		same as above but stainless steel	82.00 pr.

**Hood Hinge Pad**

78-16746-7	1937-41 hood hinge pad		
	w/shoulders molded in the pad.	5.00 pr.	

**1940 Hood Safety Catches**

These units are made correctly and they really work.

01A-16892-A	1940 std & 40-41 pickup	45.00 ea.
01A-16892-B	1940 deluxe	45.00 ea.
01A-16892-BS	1940 deluxe safety catch, stainless	50.00 ea.

**Hood Safety Catch Spring with Pin**

11A-16897	1941-42 car/42-47 pu with cast iron arm	10.00 ea.
51A-16897	1946-48 with stamp steel arm	7.00 ea.

Hood Arm and Spring Supports

91A-16782/3	1939 car, 41-48 pass, 39-47 pickups	55.00 pr.
91A-16782/3-SS	same as above stainless steel	96.50 pr.
91A-16802/3	1940 pass. with small brackets at bottom where it mounts to firewall	55.00 pr.
91A-16802/3-SS	same as above stainless steel	96.50 pr.

Hood Arm Support Bracket In Hood

91A-16794-5-C	1939-40 car	40.00 pr.
---------------	-------------	-----------

Hood Support Spring Only

91A-16789	1939-48 hood spring	6.00 ea.
-----------	---------------------	----------

Hood Hinge to Hood Bolt Kit

These bolts are for the 1937-40 cars and 1938-41 pickups. Kit includes 4 bolts, washers and safety wire.

91A-16796-HK	7.50 kit
--------------	----------

Hood Hinge Shoulder Bolts Hex Head Type

HD-3110	1.50 ea.
---------	----------

**Hood Arm Shoulder Bolts**

Attaches hood support arm to the hood. Slotted head.

HD-20308-S2	1939-48 pass., 39-47 pickups	6.00 pr.
-------------	------------------------------	----------



Hood Latches and Parts

B-16750-BK	1932 pass, 32-34 pickup hood latch	22.50 ea
B-16750-SK	1932 hood latch bolt set enough for 4 latches	8.25 set
B-16750-SS	1932 hood catch stainless steel	18.50 ea.
B-16750-R	1932 car/32-34 pu hood catch pads	8.00 set

Hood Catch Kits

01A-16674-AK	1939-40 hood catch lever	60.00 kit
01A-16674-BK	1940 deluxe hood catch lever	60.00 kit

Hood side Latch clips (1932 car/32-34 pickup)

18-16750	set of 4 with rubber bumpers painted	40.00 set
18-16750-SS	same as above but stainless steel	45.00 set

Hood to Cowl Lacing

Includes all mounting hardware.

B-16740	1932 pass., 32-34 pickup includes clips.	13.75 set
40-16740	1933-34 pass.	13.75 set
48-16740	1935 pass., 35-37 pickups	10.00 set
68-16740	1936 car	10.00 set
78-16740	1937-40 pass., 38-41 pickup	10.00 set
11A-16740	1941-48 pass.	10.00 set
21C-16740	1942-47 pickup	17.50 set

**Radiator to Hood Lacing**

Fits between hood and the radiator shell, includes hardware.

B-8222	1932 pass., 32-37 pickups	11.00 kit
40-8222	1933-34 pass.	10.00 kit
48-8222	1935 pass.	10.00 kit
68-8222	1936 pass.	6.00 kit
81C-8222	1938-39 pickups	10.00 kit

**Hood Bumper kits**

Precision made kits, they are exact reproductions of the originals.

Includes all attaching hardware.

B-16761-S	1932 pass., 32-34 pickups	10.00 kit
40-16761-S	1933-34 pass.	10.00 kit
48-16761-S	1935 pass., 35-37 pickup	10.00 kit
68-16761-S	1936 pass.	10.00 kit
78-16761-S	1937 pass.	10.00 kit
81A-16761-S	1938-39 std., 38-39 pickup	10.00 kit
91A-16761-S	1939 dlx-40 car	10.00 kit
01C-16761-S	1940-41 pickups	10.00 kit
11A-16761-S	1941-48 pass.	10.00 kit
21C-16761-S	1942-47 pickups	10.00 kit



1936 Hood Catch Bracket and Bumper

These are the brackets that mount at the top of the front fender which the hood rubs against and latches to.

68-16628-K	1936 car front hood catch bracket	30.00 pr.
68-16759-K	1936 car hood bumper bracket	20.00 pr.
68-16628-KS	1936 stainless steel	40.00 pr.
68-16759-KS	1936 stainless steel	30.00 pr.

1938-39 Hood Side Panels to Fender Hardware Kit

81A-16750-RK	1938 dlx., 1939 standard cars	50.00 kit
--------------	-------------------------------	-----------

Hood Side Emblems Car

81A-16605/6	1938 dlx V-8 die cast chrome plated.	50.00 ea.
91A-16607	1939 dlx emblem hood side w/clips	15.00 ea.
91A-16606	1939 Ford emblem hood side, 40 std hood, 40 pickup hood & dash	10.00 ea.
01A-16607-C	1940 deluxe emblem w/clips	12.00 ea.
01A-16606-C	1940 deluxe Ford emblem	12.00 ea.
01A-16606/7-B	1940 deluxe hood emblem/sides painted red as original	55.00 set.

Pickup Hood Side Emblems

These are chrome plated with blue background.

46-16606	1934 pickup Ford oval	42.50 ea.
46-16608	34 pickup V-8 chrome emblem	25.00 ea.
50-16606	1935-36 oval w/V-8 symbol	62.50 ea.
77-16606	1937 pickup 85 hp	62.50 ea.
11C-16606	1941 hood side and dash	40.00 ea.

Hood Side Stainless Trim

This is a set of eight pieces with mounting clips.

48-16722-S	1935 passenger cars	139.50 set
------------	---------------------	------------

This is a set of six stainless steel trim strips for the side of the hood.

68-16722-S	1936 cars	139.50 set
------------	-----------	------------

1940 cars ribbed face/detailed ends high polish Stainless Steel finish

01A-16722-B	1940 Deluxe RH side	50.00 ea.
01A-16723-B	1940 Deluxe LH side	50.00 ea.

Stainless Steel Hood Hold Up

This is for 1928-36 car and 1928-39 pickup. It is made of stainless steel and mounts to the radiator support rods with flip out arms to rest the hood on when open.

A-16613-SS	hood hold up	30.00 ea.
------------	--------------	-----------

More ornaments in the radiator grill section

1938-40 Hood Ornaments (bullnose)

These are all die cast chrome plated and are exact reproductions.

81A-16852	1938 deluxe front of hood emblem	175.00 ea.
91A-8218-B	1939 deluxe	150.00 ea.
01A-8218-B	1940 deluxe	150.00 ea.
01A-8218-A	1940 standard	150.00 ea.
01C-8218	1940 pickup	150.00 ea.



Hood Front Brace Hardware Kit

This is the T shaped brace in the front of the hood on 1940 Cars and 40-41 pickups. All the hardware to mount it.

01A-16774-BHK 8.00 kit

Hood Pull Cable (no knob)

6A-16916 1941-48 cars 20.00 ea.

1939-41 Hood Release Handles

These are all die cast chrome plated as original.

91A-8215-B 1939 deluxe 50.00 ea.

01A-8215-A 1940 standard 50.00 ea.

01A-8215-C 1940 deluxe 50.00 ea.

01C-8215 1940 pickup 50.00 ea.

11C-8215 1941 pickup 50.00 ea.

**Hood Handle Release Pin**

Exact reproduction.

91A-2466 1939-40 pin 7.00 ea.

1939-40 Hood Ornament Mounting Hardware Kit

Includes special cup washers and clips.

91A-8219 1939 deluxe to 1940 car/pickup 20.00 kit

Hood Latch Tension Springs

This often forgotten set of springs will do wonders for the ease of closing the hood latch. Comes in sets of two.

91A-8223 1939 deluxe passenger 15.00 set

01A-8223-B 1940 deluxe only 15.00 set

01A-8223-A 1940 std. & 40-41 pickup 15.00 set

1947-48 Hood Ornament

6A-16851 1947-48 car die cast chrome plated 260.00 ea

Insert not included

**1947-48 Hood Ornament Blue Plastic Insert**

6A-16607 includes clips 25.00 ea.



Greyhound Accessory Hood Ornaments

These greyhound hood ornaments either take the place of your radiator cap (1932-34) or attach to your existing hood ornament (1935-36). 1932-34 requires B-8100-RK radiator cap kit for installation.

B-18390	1932	pass. / pickup	100.00 ea.
40-18390	1933	pass.	100.00 ea.
40-18390-B	1934	pass.	100.00 ea.
46-18390	1934-36	pickup	100.00 ea.
48-18390	1935	pass.	100.00 ea.
68-18390	1936	pass.	100.00 ea.

1937 Hood Handle and Base

These two items are die cast chrome plated. The handles include a shaft which goes into the hood to operate the latch.

78-8215	1937 car	hood handle	145.00 ea.
78-8218	1937 car	hood handle base	50.00 ea.
78-8218-K	1937 car	handle & base. Perfect reproduction!	150.00 set

Hood Ornament Base Pads

These are made of paper.

78-8227	1937 cars	2.00 ea.
81A-8227-A	1938 standard cars	2.00 ea.
81A-8227-B	1938 deluxe cars	2.00 ea.

Hood Center Strips

These strips are stainless steel.

91A-16736	1939 deluxe	55.00 ea.
01A-16736-A	1940 standard, sedan delivery	55.00 ea.
01A-16736-B	1940 deluxe ribbed design	55.00 ea.
01C-16736	1940-41 pickup	55.00 ea.
21C-16736	1942-47 pickup stainless	80.00 ea.

1939 Deluxe Front of Hood Trim

91A-8266/7-B	"cat whiskers" are the narrow trim at the front of hood.	52.50 pr.
91A-8264/5	wide trim mounted at the front bottom of the hood. Die cast chrome plated.	180.00 pr.

1940 Standard V-8 Emblems Front of Hood

01A-16604-5-B	1940 std/pickup	65.00 pr.
---------------	-----------------	-----------

**1940 Front Bottom of Hood Trim**

This trim is stainless steel.

01A-8216	1940 standard & pickup. This is the small bead along the front of the hood.	75.00 pr.
01A-16954/5	1940 deluxe. This is the narrow outer trim at the front of the hood.	75.00 pr.
01A-16868/9	1940 deluxe. This is the wide inner trim at front of the hood.	95.00 pr.



1941 Front of Hood Emblems

11A-8218-B this is the ribbed emblem 50.00 ea.
 11A-16606-A this is the V-8 symbol 45.00 ea.

11A-8218-B
Hood Emblem

11A-16606-A

1941 Pickup Front of Hood Trim

11C-8264/5 die cast chrome plated 180.00 pr.

1947-48 Deluxe Hood Side Trim

6A-16722-B RH or LH Stainless 180.00 pr.

**1947-48 Front of Hood Emblem**

This is the die cast chrome plated emblem which mounts directly to the front of the hood.

6RA-16606-B 1947-48 cars 60.00 ea.

FENDER PARTS

Fender Welt

Black crushed grain (25 feet does most cars).

B-16070-B fender welt .40 ft.

1936 Front Fender to Horn Panel, Stainless Steel Welting

This is a fender welt with stainless steel bead attached. It is preformed to fit.

68-16000 1936 pass. 45.00 pr.

Front Fender to Brace Bolt Sets

Note: 1932 one set per car, 1933-34 two sets per car.


B-16026-BK 1932-34 black oxide bolts, nuts & washers 1.50 set

B-16026-SS same as above except made of stainless steel 3.50 set

Front Fender Tie Brackets (includes all hardware)

40-16088-B 1933-34 is painted black 22.00 ea.

40-16088-C above part chrome plated 26.00 ea.



Fender Braces

1933-34 Large Front Fender Braces

40-16047/8-B sold in pairs 83.00 pr.

1939 Deluxe Front Inner Fender Braces


These heavy gauge steel braces fit from the front cross-member up to the inner fender aprons. Each pair is finished in corrosion resistant black enamel.

91A-16067 1939 25.00 pr.




Small Front Fender Braces

These braces support the rear apron of the front fenders.

40-16094-A	1933-34 car/pickup		25.00 ea.
68-16094	1935-36 passenger		25.00 ea.
78-16094	1937-39 standard passenger		25.00 ea.
50-16094	1935-37 pickup		25.00 ea.
01C-16094	1940-41 pickup bracket cowl to fender		30.00 pr.

Front Fender Brace/Splash Shield

These are beautiful reproductions of the originals.

91A-16088/9	1939- deluxe car, 1940 passenger. 1940-41 pickup sold in pairs		75.00 pr.
11A-16094-A	1941 front sold in pairs		75.00 pr.
21A-16094	front left or right side		37.50 ea.

Front Fender Brace Support Brace

Fits from the frame to the heavy brace the headlight is mounted to.

40-16067-B	1933-34	20.00 ea.
48-16067	1935-39 std., 37-39 pickup right side	20.00 ea.
48-16068	1935-39 std., 37-39 pickup left side	20.00 ea.

1937 Front Fender Support Tie Rod

This is the rod that runs behind the grill from one side to the other.


78-8232-B	1937 cars all	30.00 ea.
-----------	---------------	-----------

1939 Deluxe Front Inner Fender Braces

Heavy gauge steel braces fit from the front cross-member up to the inner fender aprons. Each pair is finished in corrosion resistant black enamel.

91A-16067	1939 Deluxe	25.00 pr.
-----------	-------------	-----------

Rear Fender Braces

B-16341	late 1932 pickup, 1933-34 pickup	25.00 ea.	
40-13463	1933-34 fender & taillight brace	30.00 ea.	
48-16341	1935-36 pass.	25.00 ea.	
50-16341	1935-36 pickup	25.00 ea.	
81C-16341	1938-41 pickup	25.00 ea.	
78-16341	1937-41 pass.	25.00 ea.	
67-16341	1937 pickup	25.00 ea.	
21C-16340-C	1942-47 pickup	25.00 ea.	

1941-47 Front of Fender Emblems

These are die cast chrome plated just like originals.

11A-16079	1941-42 car	45.00 ea.
51A-16079	1946-47 car	45.00 ea.

1942-48 Rear Inner Fender Brace/Panel

These panels fit behind each wheel protecting the fender & giving support.

21A-16341-A	left rear	60.00 ea.
11A-16340-A	41-48 right rear	40.00 ea.



Rear Fender Brace Hardware Kit

Includes special moulded rubber grommets, bolts, washers and nuts.
78-16341-HK 1937-40 cars (kit does both sides) 10.00 kit

1942-48 Fender Brace/Panel Seal

This seal goes between the left panel and the fender to stop water and dirt.
21A-8104 sponge rubber seal for panels 8.00 kit

**1939-40 Inner Front Fender Panels**

Stamped steel painted black, exact reproductions.
01A-16082-3 1939 deluxe & 40 pass., 40-41 pickup 375.00 pr.

Front Inner Splash Apron Bumpers

01A-16188 1939 deluxe & 1940 set of four 4.00 set
21A-16188 1942-48 set of 8 5.00 set

Front Splash Apron to Fender Special Bolts

These bolts are used at the top of the front fender where the hood meets the fenders. They have a special low head so they won't hit the hood when closed.
91A-16084-S 1939 dlx-1940 pass, 40-41 pickup 10.00 set

Fender Washer Kits

48-16008-SK 1935-36 includes 28 washers & rubber pads 10.00 kit
91A-16008-SK 1939 dlx-40 includes 30 steel washers and 30 rubber pads. 15.00 kit

1942-47 Pickup Cab to Front Fender Seal

21C-16068 rubber seal 15.00 pr.

**Rear Fender Rubber Stone Guards**

These are exact reproductions of the originals.

51A-16349-50-A 1942-48 pass, except wagon 150.00 set
51A-16349-50-B 1942-48 wagon 325.00 pr.
51A-16349-50-S 1942-48 pass except wagon stainless 175.00 pr.

Rear Fender Stainless Steel Stone Guards

High grade stainless steel polished to a mirror-like face for that cool look of the past. Won't rust like old chrome steel did.

51A-16349/50-SS 1942-48 coupe-sedan-convertible RH & LH 155.00 pr.

1947-48 Stainless Fender Trim

These are made polished stainless steel.

6A-16003 right front 60.00 ea.
6A-16004 left front 60.00 ea.
6A-16196-A right rear 65.00 ea.
6A-16197-A left rear 65.00 ea.



1947-48 Lower Front Fender Trim

This piece of trim is located along the bottom of the front fender behind the front wheel.

6A-16168/9 1947-48 cars 60.00 pr.

1942-48 Fender to Grill Clips

51A-16046-K set of four 25.00 kit

Radiator to Fender Brace

This is a twisted steel brace that supports the radiator by attaching to the inner fender panel.

91A-8046 1939 dlx-41 pass, 40-41 pickup 30.00 pr.

1940 Rear Fender to Body Nut Clips

Clips fit into fender wells and have a threaded hole for the fender bolt.

01A-16009-K 1940 pass, 18 piece kit 40.00 kit

RUNNING BOARDS

Running Board Covers

These covers are made of high quality, long lasting rubber.

They are made exactly like the originals, and have the rollover

lip so they fit like a shoe box. Includes instructions. Adhesive not included.

B-16450-1	1932	pass, pickup	225.00 pr.
40-16450-1	1933-34	passenger	217.00 pr.
48-16450-1	1935-36	passenger	235.00 pr.
78-16450-1	1937-39	passenger	235.00 pr.
91A-16450-A	1939 dlx-40	passenger	235.00 pr.
11A-16450-1	1941	passenger	225.00 pr.
21A-16450-1	1942-48	passenger	235.00 pr.

Steel Replacement Running Boards

Uncovered die stamped steel, correct gauge. Sold in pairs

01A-16450	1939-40 running boards	495.00 pr.
01C-16450	1940-41 pickup steel boards complete	600.00 pr.

Complete Running Boards with Moulded Rubber. Perfect Reproductions.

Ready to install. Just like the originals.

B-16450	1932 car & pickup	750.00 pr.
40-16450	1933-34 car	995.00 pr.
48-16450	1935-36 car	1,250.00 pr.
78-16450	1937-39 std. car	1,250.00 pr.
91A-16450-1	1939 deluxe, 1940 car	1,250.00 pr.



Running Board Bolts

HD-3205	1932	bolt set 118 pieces	14.00 kit
HD-3210	1933-34	bolt set 114 pieces	14.00 kit
78-16453-S	1935-48	set of 24 bolts	12.00 set

Running Board to Frame Welting

Beaded welting fits between the frame and running boards. Pre-cut and notched for easy slip-in installation around the running board mounting bolts. Includes welting for RH & LH sides.

91A-5010-C	1937-40 car & 1940-41 PU	25.00 kit
------------	--------------------------	-----------

Running Board Braces

40-16485-S	1933-34	sold in a set of 4	27.00 set
------------	---------	--------------------	-----------

Running Board to Frame Grommets

21A-16458-S	1942-48	passenger	15.00 kit
-------------	---------	-----------	-----------

Running Board Side Trim Stainless Moldings

These are made of polished stainless steel.

48-16462-S	1935-36	100.00 pr.
78-16466	1937-38 pass, 39 std.	100.00 pr.

1947-48 Running Board Trim

These are made polished stainless steel.

6A-16466/7	1947-48	sold in pairs	100.00 pr
------------	---------	---------------	-----------

SPEEDOMETER

Speedometer Cables

B-17260	1930-48	all	15.00 ea.
---------	---------	-----	-----------

**Speedometer Cable Core Repair Kit**

Includes both ends and cable core.

B9AZ-17262-D	1930-48 all	10.00 kit
--------------	-------------	-----------

Speedometer Cable to Frame Bracket

Stamped steel bracket supports cable to frame near transmission.

99A-17263	1939-40 pass, 39-41 pickup	10.00 ea.
-----------	----------------------------	-----------

**Speedometer Cable Grommets**

48-17265	1935-36	at firewall	3.00 ea.
01A-17265	1940	speedometer & hand brake cable grommet	6.00 ea.
11A-17265	1941-48	speedometer & hand cable grommet	6.00 ea.
21C-17265	1942-47	pickup speedometer & hand cable grommet	5.00 ea.



WINDSHIELD WIPERS

Electric Wiper Motor

Works on the 1932-39 cars and pickups.

A-17508-E6	6 volt motor	45.00 ea.
A-17508-E12	12 volt motor	41.75 ea.

Electric Wiper Motor Kit

This is a direct replacement for the original wiper motor.

Automatic park, two speed, heavy 12 volt motor, bolt in no modifications, includes switch and linkage retainer.

01A-17508-HD12	12 volt 1940 car	165.00 kit
01A-17508-HD6	6 volt 1940 car	170.00 kit
11A-17508-HD12	12 volt 1941-42 cars	165.00 kit
11A-17508-HD6	6 volt 1941-42 car	167.00 kit
51A-17508-HD12	12 volt 1946-48 cars	165.00 kit
51A-17508-HD6	6 volt 1946-48 cars	165.00 kit

Stainless Steel Wiper Motor Kit

Kit includes: Stainless steel housing, wiper motor, wiper arm and blade. Uses remote switch.


A-17508-SS6	6 volt wiper kit	45.00 kit
A-17508-SS12	12 volt wiper kit	50.00 kit



1937-40 Wiper Arm Attaching Nuts

These are chrome plated nuts that hold the wiper arms on.

78-17481	1937-40 car and pickup	5.00 pr.
----------	------------------------	----------



Wiper Arms

B-17529	1932-36	USA made, nice	25.00 ea.
78-17529	1937-39	closed car/pickup	25.00 ea.
01A-17526	1937-40	convertible, 40 closed car	25.00 ea.
11A-17526	1941-48	pass. R.H.	25.00 ea.
11A-17527	1941-48	pass. L.H.	25.00 ea.
01C-17526	1940-47	pickup R.H.	25.00 ea.
01C-17527	1940-47	pickup L.H.	25.00 ea.

Wiper Blades

78-17528	1932-40	8-1/4" long	10.00 ea.
21A-17528	1941-48	9" long	10.00 ea.



(SEE CHART ON THE FOLLOWING PAGE)



WIPER BLADE LENGTH CHART

Year & Model	Blade length
32 closed	8-1/4"
32 open	7-1/2"
33-34 closed	8-1/4"
33-34 open	8"
33-34 wagon	8"
33-34 pickup	9"
35 closed, wagon	8-1/4"
35-36 open car	8"
36 closed, delivery	8-1/4"
35-36 pickup	8-1/4"
36 wagon	8-1/4"
37-39 closed, pickup	8-1/4"
37-39 open car	8-1/4"

Wiper Blade Refills for the above kit

78-17528-RF 1937-40 8 1/4" 5.00 ea.
21A-17528-RF 1941-48 9" 5.00 ea.

Wiper Arm To Motor Clip

78-17450 1937-40 cars 2.75 ea.
11A-17450 1941-48 cars 2.75 ea.

Wiper Control Rods

This rod connects the switch to the motor.

01A-17537 1940 all 9.00 ea.
78-17537 1937-39 convertible/wagon 4.00 ea.

Wiper Control Rod Grommet

01A-17577 1937-40 included on the above rod 1.00 ea.



Wiper Motor Switch Knobs

78-17513-A	1937	standard	6.00 ea.
78-17513-B	1937	deluxe	6.00 ea.
81A-17513-A	1938	closed car	6.00 ea.
81A-17513-B	1938	open car	6.00 ea.
91A-17513-A	1939	closed car	6.00 ea.
91A-17513-B	1939	open car	6.00 ea.
01A-17513-A	1940	standard car/40-41 pickup	6.00 ea.
01A-17513-B	1940	deluxe car	6.00 ea.
11A-17513	1941	all cars	7.00 ea.
21A-17513-A	1942	maroon	8.00 ea.
21A-17513-B	1942	butterscotch	8.00 ea.
51A-17513-A	1946	chocolate	8.00 ea.
51A-17513-B	1946	blue gray	8.00 ea.
51A-17513-C	1946-48	grayish tan	8.00 ea.
21C-17513	1942-47	pickup black	6.00 ea.

**Wiper On/Off Switch Assembly Complete**

Includes the above knob.

81A-17535	1938	open car/wagon	40.00 ea.
91A-17535	1939	open car/wagon	40.00 ea.
01A-17535-A	1940	standard car	40.00 ea.
01A-17535-B	1940	deluxe car	40.00 ea.
01C-17535	1940-41	pickups	35.00 ea.
21C-17535-B	1942-47	pickups	35.00 ea.
51A-17535-B	1946	blue gray	35.00 ea.
51A-17535-C	1946-48	grayish tan	35.00 ea.

**Wiper Hose through Body Grommet**

Fits in the body next to the windshield stanchions on convertibles.

B-17511	1932-37	roadster & Phaetons	7.00 ea.
---------	---------	---------------------	----------

Wiper Hose through Firewall Grommet

91A-17545	1939		2.00 ea.
01A-17545-A	1940	convertible	2.00 ea.
01A-17545-B	1940	closed car, 41-48 all	2.00 ea.

Wiper Motor to Roof Seal

40-17541	1933-34	closed cars	3.00 ea.
48-17541	1935-36	closed cars, pickups	3.00 ea.
11A-17541	1937-39, 41-48	all	3.00 ea.

Wiper Arm to Motor Grommet

51A-17562	1948-51		2.00 ea.
-----------	---------	--	----------

Windshield Wiper Towers

These are complete assemblies minus arms and blades. Exact reproductions.

78-17552-3	1937-39	open cars	175.00 set
01A-17552-3-C	1940	convertible/wagon	175.00 set
01A-17552-3-D	1940	coupe & sedan	150.00 set



Windshield Wiper Assembly

Engineered to exact original specs. Includes chrome wiper tower bezels & nuts with leather tower seals. Assembled & ready to install. Can be modified to fit 1941-42 and other custom applications. (18.5" between centers.) Accepts original vacuum motor or 12V electric kit.

51A-17500 1946 (late) & 1947-48 cars 175.00 ea.

Wiper Tower Pads

78-17556 1937-40 open cars 5.00 pr.
01A-17556 1940 closed car 5.00 pr.

MIRRORS

Inside Rear View Mirrors

B-17681-SS	1932	roadster & phaeton mirror assy. stainless steel	41.50 ea.
B-17682-SS	1932-36	closed car & stainless steel	41.50 ea.
40-16781-SS	1933-36	roadster & phaeton mirror, stainless	50.00 ea.
68-17682	1935-36	closed car with metal frame around glass oval in shape	50.00 ea.
78-17682	1937-39	closed car mirror assy.	50.00 ea.
78-17690	1937-39	convertible coupe & sedan	55.00 ea.
01A-17690	1940	convertible/wagon	60.00 ea.
01A-17682	1940	closed car mirror assy.	60.00 ea.
01A-17682-SS	1940	closed car stainless steel	60.00 ea.
11A-17682-SS	1941-48	pass. & 42-52 pickup	60.00 ea.
B-17690	1932-34	cabriolet & convt. sedan, stainless	60.00 ea.
48-17690	1935-36	cabriolet & convt. sedan, stainless	60.00 ea.

**1935-40 Rear View Mirror Brackets**

68-17690-P	1935-36	closed car painted	25.00 ea.
68-17690-C		same as above only chrome plated	25.00 ea.
78-17690-P	1937-39	closed car painted	25.00 ea.
78-17690-C		same as above only chrome plated	25.00 ea.
01A-17690-P	1940	closed car painted	25.00 ea.
01A-17690-C		same as above only chrome plated	25.00 ea.
78-17690	1937-39	convertible	55.00 ea.
01A-17690-B	1940-48	convertible and wagon	35.00 ea.
68-17682-MH		mirror head for the above brackets	23.00 ea.
68-17682-SS		mirror head stainless steel	30.00 ea.

Wind Wing Mirror

This mirror clamps to your wind wing glass, includes rubber pads.
B-17700-WWSS 31.75 ea.

1932 Open Post Mirror

18-17700-P 1932 open post mirror 44.00 ea.



Rear View Mirror Glass

B-17681-BV	1932-36	beveled edges	8.00 ea.
68-17682-MH	1937-40	framed mirror	23.00 ea.
68-17682-SS		above mirror with stainless frame	30.00 ea.

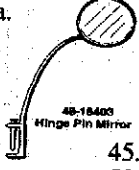
1932 Open Car Post Mirror

This mirror screws into the windshield stanchion.
18-17700-P

35.00 ea.

Door Hinge Pin Mirrors

The arm is chrome plated with a stainless steel mirror head. Some are painted black as specified. (includes hinge pin)

B-17741	1932	closed car except 3 window coupe		45.00 ea.
46-17741	1932-34	pickups chrome		50.00 ea.
50-17741-B	1935-47	pickup painted black		60.00 ea.
50-17741-C	1935-47	pickup chrome plated		60.00 ea.
48-18403	1935-40	pass. chrome plated curved arm		45.00 ea.

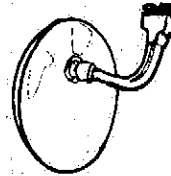
Mirror Head

This head fits the 1935-42 pickups and the 1935-40 hinge mirrors.
48-18403-C head only stainless steel 30.00 ea.

PEEP MIRRORS**Side and Top of Door Peep Mirrors**

These mirrors fit most cars with a door edge. Fully adjustable rubber pad and allen wrench included. Fits both left and right sides.

A-17741	4" head straight arm	27.50 ea.
B-18414-L	4" curved arm mounts to top of door LH	28.00 ea.
B-18414-R	4" curved arm mounts to top of door RH	28.00 ea.



Curved Arm Shown

Small Head Ford Script Peep Mirror

This mirror has a 2 7/8" head with Ford script on the head (Drake's).

78-18414-FR	right side	45.00 ea.
78-18414-FL	left side	45.00 ea.

Cowl Mount Mirrors

These mirrors are mounted in place of the small piece of stainless trim between the door and hood. Mounts to the same holes that hold on the trim.

01A-18402-R	1940 pass right side	75.00 ea.
01A-18403-L	1940 pass left side	75.00 ea.
21A-18402-R	1942-48 right side	75.00 ea.
21A-18403-L	1942-48 left side	75.00 ea.



Cowl Mirror Mounting Pads

01A-18402-RP	1940 right hand	10.00 ea.
01A-18403-RP	1940 left hand	10.00 ea.
11A-18402-RP	1941 right hand	10.00 ea.
11A-18403-RP	1941 left hand	10.00 ea.
21A-18402-RP	1942-48 right hand	10.00 ea.
21A-18403-RP	1942-48 left hand	10.00 ea.

BUMPER PARTS**Bumpers**

Chrome plated excellent quality.

B-17757	1932 car and pickup front or rear	325.00 ea.
18-17757	1933 front or rear bumper cars	325.00 ea.
40-17757	1934 front or rear bumper cars	325.00 ea.
B-17757	1933 commercial front	325.00 ea.
46-17757	1934 commercial front	325.00 ea.
48-17757	1935 front or rear cars	325.00 ea.
68-17757	1936 front or rear cars	325.00 ea.
50-17757	1935 pickup front	325.00 ea.
67-17757	1936 pickup front	325.00 ea.
78-17757	1937 car front bumper	325.00 ea.
78-17784	1937 rear bumper cars	325.00 ea.
81A-17757-A	1938 standard front or rear cars	325.00 ea.
81A-17757-B	1938 deluxe and 39 standard front/rear	325.00 ea.
91A-17757	1939 deluxe front or rear	325.00 ea.
01A-17757	1940 front or rear	325.00 ea.
01A-17757-F	1940 car/40-41 pu Ford script bumper	375.00 ea.
01C-17784	1940-41 pickup rear bumper	325.00 ea.
21A-17757-CS	1942-46 front chrome	325.00 ea.
21A-17757-R	1942-46 front raw no chrome	200.00 ea.
6A-17757-C	1947-48 front chrome	350.00 ea.
6A-17757-R	1947-48 front raw	200.00 ea.
51A-17757-C	1942-46 rear chrome ford script	350.00 ea.
51A-17757-R	1942-46 rear raw	200.00 ea.
6A-17781-C	1947-48 rear chrome	350.00 ea.
6A-17781-R	1947-48 raw	200.00 ea.

Stainless Steel Bumpers

48-17757-SS	1935 front or rear	400.00 ea.
68-17757-SS	1936 front or rear	400.00 ea.
78-17757-SS	1937 front	400.00 ea.
78-17784-SS	1937 rear	400.00 ea.
01A-17757-SS	1940 front or rear	325.00 ea.
21C-17757	42-47 pickup	275.00 ea.



Bumper Irons/Brackets

B-17754-PR	1932 car & pickup front	60.00 pr.
B-17754-SS	1932 polished stainless front	145.00 pr.
B-17821	1932 rear for cars	60.00 set
B-17821-SS	1932 polished stainless rear	145.00 set
B-17821-snug	1932 stainless snug set rear	145.00 set
40-17766-B	1933 front cars	110.00 set
40-17766-B-SS	1933 polished stainless front	230.00 set
40-17787-A	1933 rear cars	60.00 set
40-17766-SNUG	1933 rear stainless snug	145.00 set
40-17766-C	1934 front cars	110.00 set
40-17766-C-SS	1934 polished stainless front cars	230.00 set
40-17787	1934 rear cars	60.00 set
40-17787-SNUG	1934 cars stainless snug fit	230.00 set
48-17754	1935 front cars	110.00 set
48-17754	1935 front polished stainless	230.00 set
48-17787	1935 rear cars	60.00 set
68-17766	1936 front car & pickup	110.00 set
68-17766-SS	1936 front polished stainless	230.00 set
68-17787	1936 rear cars	60.00 set
48-17787-SS	1935-36 rear stainless snug fit	145.00 set
50-17787	1936 pickup rear	110.00 set
77-17787	1937 pickup rear	110.00 set
78-17766	1937 front cars	110.00 set
78-17766-SS	1937 front polished stainless	230.00 set
78-17755	1937 rear cars	110.00 set
78-17755-SS	1937 rear polished stainless	230.00 set
81A-17766	1938-39 std. cars front	110.00 set
81A-17787	1938-39 std. rear cars	110.00 set
81C-17787	1938-40 pickup rear	110.00 set
91A-17766-7	1939 deluxe front cars	110.00 set
91A-17787	1939 deluxe rear cars	110.00 set
01A-17766	1940 front cars	110.00 set
01A-17766-SS	1940 front polished stainless	230.00 set
01A-17787	1940 rear cars	110.00 set
01A-17787-SS	1940 rear polished stainless	230.00 set

Bumper Bolts

These are polished stainless steel with correct nut and washer.

B-17758	1932 forged, w/stainless cap	12.00 ea.
40-17758-K	1933-36 outer pair	15.00 set
40-17758	1933-34 for bumper guard	7.25 ea.
48-17758	1933-40 oval head stainless cap	7.00 ea.
48-17758-SS	1935-40 solid stainless	8.00 ea.
11A-17758	1941-48 outer bolt short square head	6.00 ea.
21A-17908	1942-46 bumper guard bolt/ has the bent head.	15.00 ea.
18-17758	1933-36 outer bolt stainless steel	12.00 ea.



Bumper Guards

These are all chrome plated, highest quality available.

40-17795-E	1933-34 die stamped	40.00 ea.
48-17996	1935 pass.	50.00 ea.
68-17996	1936 pass.	50.00 ea.
78-17996	1937 pass.	50.00 ea.
81A-17996	1938 dlx, 39 std.	40.00 ea.
91A-17996	1939 deluxe	50.00 ea.
01A-17996	1940	50.00 ea.

**1932 Bumper End Plugs**

B-17760-SS stainless steel 5.00 ea.

Bumper Arm Grommets Sets

Super detail and top quality rubber (sold in pairs).

48-17772-73	1935 pass, fronts	20.00 pr.
68-17772-3	1936-37,38 std, fronts	20.00 pr.
81A-17772-3	1938 dlx, 39 std fronts	20.00 pr.
91A-17772-3	1939 dlx,40 pass, 40-41 pickup fronts	20.00 pr.
11A-17772-3	1941 pass. fronts	20.00 pr.
50-17772-3	1935-37 pickups fronts	20.00 pr.
81C-17772-3	1938-39 pickups fronts	20.00 pr.
78-17792-3	1937 all, 38-40 coupe, convt, rears	20.00 pr.
81A-17792-3	1938-40 2-door, 4-door, rears	20.00 pr.
11A-17792-3-C	1941 sedans, coupes, convts. rears	20.00 pr.



48-17772 Front Bumper Arm Grommets 68-17772

1940 Bumper Wing Tips

A popular accessory for 1940, chrome plated.

01A-18383 set of four 325.00 set

**Rear Gravel Deflector 1946-48**

Die stamped 3 piece set made of heavy gauge sheet metal.

6A-17808 coupe, fordor, convertible, tudor 300.00 set

Rear Bumper Pan to Body Seal

6A-17832-A 1942-48 pass. 20.00 ea.

Front Bumper to Pan Anti-Rattle Rubber Pads

21A-17749-B 42-48 pass, set of 4 20.00 set



SHOCK ABSORBER PARTS

Shock Absorber

These are new shocks made as close to original as possible. No need to rebuild old shocks.

18-18015-B	1932 car & pickup R.F. & L.R.	210.00 ea.
18-18016-B	same as above L.F. & R.R.	210.00 ea.
40-18015-B	1933 car R.F. & L.R.	210.00 ea.
40-18016-B	1933 car L.F. & R.R.	210.00 ea.
40-18015-B	1934 left rear	210.00 ea.
40-18016-B	1934 right rear	210.00 ea.
44-18015-B	1934 right front	210.00 ea.
44-18016-B	1934 left front	210.00 ea.
48-18015-B	1935-36 right front	210.00 ea.
48-18016-B	1935-36 left front	210.00 ea.
50-18015-B	1935-36 left rear	185.00 ea.
50-18016-B	1935-36 right rear	185.00 ea.
81A-18015	1937-40 left rear	210.00 ea.
81A-18016	1937-40 right rear	210.00 ea.

Miscellaneous Shock Parts

A-18015-MB	1933-36	shock mount bolts set	10.50 set
48-18052-B	1935-36	rear shock arm	50.00 ea.
A-18096	1928-32	shock seal kit	18.00 kit
A-18099	1928-48	shock fluid pt. bottle	13.00 pt.

Shock Links (call for availability)

B-18055	1932-33	dog bone type (holes on opposite sides)	15.00 ea.
40-18055	1933-34	dog bone type (holes on same side)	11.00 ea.
48-18055	1935-40	car/pickup 3" between studs	18.00 ea.
78-18055	1935-48	car/pickup 4" between studs fronts	18.00 ea.
99A-18055	1939-48	cars 4.75" between studs	22.50 ea.
21A-18055	1942-48	cars 2.39" between studs for torsion bar	18.00 ea.

DASH PARTS

1932 Dash Bezel

This is the oval panel in the middle of the dash, stainless steel, engine turned.

18-11804	1932 pass., pickup	101.00 ea.
----------	--------------------	------------

1940 Dash Parts

1940 Deluxe Instrument Bezel

01A-9271-C	1940 pass. chrome plated	35.00 ea.
01A-7004401-B	red brown plastic includes gasket	60.00 ea.



1940 Dash Panels

Precision die-stamped steel with all the Art Deco curves & shapes that made it legendary. Also a longtime rodder's favorite for pre-'40 cars and trucks including Model A and many non-Fords too!

01A-302 With glove box opening only 475.00 ea.
 01A-303 With glove box, speaker & gauge cluster opening. No ashtray openings 475.00 ea.

1940 Instrument Bezel Glass

01A-10880-A 1940 std. and 40-47 pickup 8.00 ea.

1940 Instrument Bezel Gasket

01A-10861 1940 deluxe pass. 7.00 ea.

1940 Pull Out Ash Trays

Pull out type for both standard and deluxe cars. Does not include knob.
 01A-7004804-5 1940 pass. sold in pairs 90.00 pr.

1940 Deluxe Dash Trim Set

These are the narrow strips of chrome which run across the dash length.
 01A-7004690-K 6 piece set includes clips 75.00 set

1941 DASH PLASTIC

Tan

11A-7004401-SA instrument bezel, pass. side w/o clock 100.00 set
 11A-7004401-SAC instrument bezel, pass. side with clock 100.00 set

Order Information

Parts may be ordered three ways:

Fax: 517-676-3485

Phone: 800-728-0762 Orders only.

Questions: 517-676-4416

Mail: 4322 Curtice Rd. Mason, MI 48854



1942-48 Dash Parts

1942-48 Dash Plastic Sets



Each set includes speedometer bezel, speaker grill, and clock bezel.

21A-7004401-SA	1942 maroon	140.00 set
21A-7004401-SB	1942 butterscotch	140.00 set
51A-7004401-SA	1946 chocolate	140.00 set
51A-7004401-SB	1946 blue gray super deluxe	140.00 set
51A-7004401-SC	1946 gray tan convertible	140.00 set
6A-7004401-SC	1947-48 gray tan	140.00 set

1942-48 Chrome Dash Pieces

Available in die cast or plastic.

21A-9271-C	3 piece set	die cast metal	184.00 set
------------	-------------	----------------	------------

42-48 Mercury Dash Set

This set is die cast metal and is ready to paint.

M-9271	3 piece set	367.50 set
--------	-------------	------------

1942-48 Speaker Grill Dash Trim

This is the zinc die cast and chrome plated strip in the middle of the speaker grill.

Not used with the chrome dash pieces.

21A-7004402	1942-48 pass.	50.00 ea.
-------------	---------------	-----------

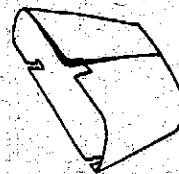
Glove Boxes

Made of water proof cardboard and lined with original style taupe colored material.

Includes mounting hardware and lid cover when required.

Passenger Cars

B-43000	1932	3 window coupe	16.50 ea.
40-43000	1933-34	all cars	16.50 ea.
48-43000-AS	1935-36	closed cars	16.50 ea.
48-43000-BS	1935-36	open cars	16.50 ea.
78-43000	1937 all	cars	16.50 ea.
81A-43000-AS	1938-39	closed cars	16.50 ea.
81A-43000-BS	1938-39	open cars	16.50 ea.
01A-43000	1940 all	cars	16.50 ea.
11A-43000	1941 all	cars	16.50 ea.
21A-43000	1942-48	all cars	16.50 ea.
09A-43000	1940	Mercury	16.50 ea.
59A-43000	1942-48	Mercury	16.50 ea.



Pick Up Glove Boxes

67-43000	1935-37	pickup	16.00 ea.
77-43000	1938-39	pickup	16.00 ea.
01C-43000	1940-47	pickup	16.00 ea.
8T-43000	1948-52	pickup	16.00 ea.



WE MAKE EM

**Glove Box Door Spring**

48-701676 1935-37 car (2 req) and 1938-47 pickups (1 req) 8.00 ea.
 91A-7006068 1938-39 passenger cars (2 required) 8.00 ea.

Glove Box Door Bumpers

48-701671 1935-48 thin style as original 1.50 pr.
 91A-7006066 1935-48 thick style bumper 1.50 pr.

**1940 Glove Box Door Stops**

09A-7006117 rubber molded over steel,
 fits at bottom of dash, sold in pairs 10.00 pr.

**Glove box Striker/Hinge kit**

01A-7006042-K 1940-48 door hinge and striker kit 40.00 kit
 01A-701662-S 1940 glove box hinge kit 35.00 kit

1940 Glove Box Door

01A-7006020-A 1940 standard no hole for clock 60.00 ea.
 01A-7006020-B 1940 deluxe with clock hole 60.00 ea.

Glove Box Lock/Latch Set

Exactly as original, includes keys and hardware.

01A-7006081 1940 standard and deluxe car 45.00 ea.
 21A-7006081 1942-48 cars 45.00 ea.

1933-34 Glove Box Door Parts

40-43000-RK door repair kit 3 piece set 11.00 kit
 40-701662 door hinge bracket 20.00 ea.
 40-701674 door hinge rod/spring 6.00 ea.

DASH KNOBS

Duplicates of the originals in color and design.

1932 V-8 Mahogany

18-9270 choke, throttle and dash light 20.00 set

1933 V-8 Mahogany

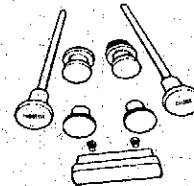
40-9270-A choke, throttle, glove box and ash tray 24.00 set

1934 V-8 Brown Marble Effect

40-9270-B choke, throttle, glove box and ash tray 24.00 set

1935 Standard Maroon

48-9270-A choke, throttle, cigar, glove box, radio and dash light 40.00 set



1935 Deluxe Ivory

48-9270-B choke, throttle, dash light, glove box,
radio knobs and cigar 40.00 set

1936 Early Standard Dark Brown

68-9270-A choke, throttle, dash light, glove box,
radio knobs and cigar 40.00 set

1936 Early Deluxe Tenite Light Gray

68-9270-B choke, throttle, dash light, cigar, glove
box and radio knobs 40.00 set

1936 Late Standard & Deluxe Red Brown Marble

68-9270-C choke, throttle, cigar, dash light,
glove box and radio knobs 40.00 set

1937 Standard Light Brown

78-9270-A choke, throttle, dash light, cigar
radio and ashtray 40.00 set

1937 Deluxe Yellow Brown

78-9270-B choke, throttle, cigar, dash light
radio and ashtray 40.00 set

1938 All Ivory

81A-9270 choke, throttle and ashtray 32.50 set

1939 All Light Yellow Brown

91A-9270 choke, throttle, cigar and ashtray 30.00 set

1940 Standard Sand

01A-9270-A choke, throttle, cigar, ashtrays and
headlight knob 35.00 set

1940 Deluxe Maroon

01A-9270-B choke, throttle, ashtrays, cigar and
headlight knob 35.00 set

1941 All Light Tan

11A-9270 choke, throttle, headlight, cigar, hood
dash dimmer, wiper and gear shift 46.00 set

1942 Special Maroon

21A-9270-A choke, throttle, headlight, cigar,
ashtray, hood pull, wiper and gear shift 60.00 set

1942 Deluxe & Super Deluxe Butterscotch

21A-9270-B choke, throttle, headlight, cigar
ashtray, hood pull, wiper and gear shift 60.00 set



1946 Deluxe Chocolate Brown

51A-9270-A choke, throttle, headlight, cigar
ashtray, hood pull and wiper gear shift 60.00 set

1946 Super Deluxe Blue Gray

51A-9270-B choke, throttle, headlight, cigar
ashtray, hood pull, wiper and gear shift 60.00 set

1946 Super Deluxe, Club Convertible

Wagon & Sportsman Gray Tan. Choke, throttle, headlight,
51A-9270-C cigar ashtray, hood pull, wiper and gear shift 60.00 set

1947-48 Grayish Tan

6A-9270 choke, throttle, headlight, cigar, ashtray
hood pull, wiper and gearshift 60.00 set

Miscellaneous Knobs

1938-39 Rear AshTray Knobs

81A-7330710 1938 12.50 pr.
91A-7330710 1939 12.50 pr.

Convertible Top Switch Knobs

01A-7650570 1940 8.00 ea.
11A-7650570 1941 8.00 ea.
21A-7650570 1942 4.50 ea.
51A-7650570-C 1946 8.00 ea.
6A-7650570 1947-48 8.00 ea.

Cigar Lighter Knobs

These knobs have a metal stud so they can be used
with replacement lighter elements.

48-15053-AR 1935 standard	maroon	10.00 ea.
48-15053-BR 1935 deluxe	ivory	10.00 ea.
68-15053-AR 1936 standard	dark brown	10.00 ea.
68-15053-BR 1936 early deluxe	light gray	10.00 ea.
68-15053-CR 1936 late std. & deluxe	red brown	10.00 ea.
78-15053-AR 1937 standard	light brown	10.00 ea.
78-15053-BR 1937 deluxe	yellow brown	10.00 ea.
01A-15053-AR 1940 standard	sand	10.00 ea.
01A-15053-BR 1940 deluxe	maroon	10.00 ea.
11A-701638 1941	tan	8.00 ea.
21A-701638-A 1942	maroon	8.00 ea.
21A-701638-B 1942	butterscotch	8.00 ea.
51A-701638-A 1946	chocolate	8.00 ea.
51A-701638-B 1946	blue gray	8.00 ea.
51A-701638-C 1946 convertible	gray tan	8.00 ea.
6A-701638 1947-48	gray tan	8.00 ea.



CLOCK PARTS

1940 Clock Bezel

01A-15030 1940 deluxe sand color 20.00 ea.

Clock Knobs

81A-15032 1938 ivory color 6.00 ea.
 91A-15032 1939 yellow 6.00 ea.
 01A-15032 1940 sand 6.00 ea.

Clock Faces

48-15034-M mirror clock 1935 & early 36 6.00 ea.
 68-15034-M mirror clock 1936 10.00 ea.
 48-15034-G glove box clock 1935 & early 36 10.00 ea.
 68-15034-G glove box clock 1936 10.00 ea.
 01A-15034-W West Clock face 1940 10.00 ea.
 01A-15034-N New Haven face 1940 10.00 ea.

HEATER PARTS

Hot Air Heater Knobs

These are the pull knobs for heat and defrost.

91A-18502-PR 1939-46 sold as a pair 15.00 pr.

Hot Water Heater Door Knobs

91A-18560-Y 1939 yellow color set of 2 10.00 pr.
 91A-18560-W 1939 white color set of 2 10.00 pr.
 01A-18560 1940 set of 2 10.00 pr.
 11A-18560 1941-48 set of 3 15.00 set



Hot Water Heater Defroster Knob

91A-18562-Y 1939-40 6.00 ea.
 11A-18562 1941 7.00 ea.
 21A-18562-A 1942 maroon 7.00 ea.
 21A-18562-B 1942 butterscotch 7.00 ea.
 51A-18562-A 1946 chocolate 7.00 ea.
 51A-18562-B 1946 blue gray 7.00 ea.
 51A-18562-C 1946 gray tan 7.00 ea.
 6A-18562 1947-48 gray tan 7.00 ea.

Hot Water Heater Hose Clamp

Exact reproduction of the original.

BPA-18572 1940-48 all 1.00 ea.



1940 Heater and Defroster Hose and Nozzles

Die cast in the correct shape, includes original type flex hose and two nozzles.

01A-18491	1940 heater hose kit	50.00 kit
91A-18554	1939-48 flex hose sold by the foot	8.00 ft.

Hot Water Heater Hose to Ignition Conduit Clamps

These clamps attach the heater hoses to the ignition conduit to keep it from being damaged by the engine.

91A-15151-2	1939-41 4 piece set	45.00 kit
-------------	---------------------	-----------

**1940-48 Hot Water Heater Motor Wire Harness**

91A-18457	1939-40	21.50 ea.
11A-18457	1941	21.50 ea.
21A-18457	1942	21.50 ea.
51A-18457	1946-48	21.50 ea.

COWL VENT PARTS**Cowl Vent Seal**

Made of quality sponge rubber, and correct shape.

B-700616	1932 pass., 32-34 pickup	16.00 ea.
40-700616	1933-34 pass., 35-36 pickup	15.50 ea.
48-700616	1935-36 pass.	20.00 ea.
78-700616	1937-48 pass., 37-47 pickup	20.00 ea.
91A-7002330	1939-42 pass,pu with raised ribs for sealing	20.00 ea.
51A-7002330	1946-48 pass,pu with raised ribs for sealing	20.00 ea.

**1932-36 Cowl Vent Ratchet & Spring Kit**

Helps renew needed sealing of the closed cowl vent lid while making the cowl vent operate like new.

B-35276-K	1932 car, 1932-34 pu	15.00 kit
40-700620-K	1933-34 car, 1935-36 pu	15.00 kit
48-700620-K	1935-36 car (2 springs)	15.00 kit

1937-48 Cowl Vent Knob

This knob slides on your original cowl vent lever.

78-7002145-A	1937 deluxe	8.00 ea.
81A-7002145	1938 pass.	8.00 ea.
91A-7002145	1939	8.00 ea.
01A-7002145-A	1940 standard	8.00 ea.
01A-7002145-B	1940 deluxe	8.00 ea.
11A-7213	1941	8.00 ea.
21A-7213-A	1942 special maroon	8.00 ea.
21A-7213-B	1942 dix, super deluxe butterscotch	8.00 ea.
51A-7213-A	1946 deluxe	8.00 ea.
51A-7213-B	1946 super deluxe	8.00 ea.
51A-7213-C	1946 convertible/wagon	8.00 ea.
51A-7213-C	1947-48	8.00 ea.



Cowl Vent Handles These are chrome plated solid brass.

B-700611	1932 pass., 32-34 pickup	20.00 ea.
40-700611	1933-36 pass.	20.00 ea.

Cowl Vent Screen Exact reproductions.

48-700590	1935-36 pass.	27.50 ea.
01A-700590	1939-40 pass. 39-47 pickup	46.00 ea.

Cowl Vent Hinges and Springs

B-35260	1932 pass., 32-34 pickup	vent hinge	30.00 ea.
40-35260	1933-34 pass.	vent hinge	30.00 ea.
B-35269	1932 pass., 32-34 pickup	vent spring	4.25 ea.
40-35269	1933-34 pass., 35-37 pickup	vent spring	4.25 ea.
B-35276	1932 pass., 32-34 pickup	vent ratchet	12.00 ea.
40-35276	1933-34 pass.	vent ratchet	12.00 ea.

RADIO PARTS**Radio Installation Books**

This is an exact reproduction of the original manual which came with the radio.

RB-33	1933-34 ash tray radio	4.00 ea.
RB-35	1935 & early 36	4.00 ea.
RB-36	late 1936	4.00 ea.
RB-37	1937	4.00 ea.
RB-38	1938	4.00 ea.
RB-39	1939	4.00 ea.
RB-40	1940	4.00 ea.
RB-42	1942	4.00 ea.
RB-46	1946	4.00 ea.
RB-47	1947-48	4.00 ea.

Radio Antenna Kits

These are excellent reproductions of the original antennas.

Each antenna includes templates for drilling and instructions.

48-18813	1935-36 running board antenna	80.00 kit
78-18813-AA	1937 standard closed car	92.50 kit
78-18813-BB	1937 deluxe closed car	92.50 kit
78-18813-B	1937 convertible	92.50 kit
81A-18813-A	1938 closed car	92.50 kit
81A-18813-B	1938 convertible/wagon	92.50 kit
91A-18813-A	1939 closed car	92.50 kit
91A-18813-B	1939 convertible/wagon	92.50 kit
01A-18813-A	1940 closed car standard	75.00 kit
01A-18813-B	1940 closed car deluxe	75.00 kit
01A-18813-C	1940 convertible	92.50 kit
11A-18813	1941 closed car	75.00 kit
11A-18813-A	1941 convertible	92.50 kit
21A-18813	42-48 center roof mount closed car	75.00 kit
21A-18813-A	42-48 center roof mount convertible	92.50 kit
6A-18813	47-48 top of cowl mount	70.00 kit
6A-18813-A	universal side cowl mount antenna	40.00 kit



Antenna Hole Plugs

These are used to plug the hole in your dash if an antenna is not used.

01A-7004395-A	1940 standard	6.00 ea.
01A-7004395-B	1940 deluxe	6.00 ea.
11A-7004395	1941	6.00 ea.
11A-7603454-R	1941-48 convt. 1946-48 sportsman	11.00 ea.
21A-7004395-A	1942 maroon	6.00 ea.
21A-7004395-B	1942 butterscotch	6.00 ea.
51A-7004395-A	1946 chocolate	6.00 ea.
51A-7004395-B	1946 blue gray	6.00 ea.
51A-7004395-C	1946-48 grayish tan	6.00 ea.

**Antenna Stops**

This part attaches to the center windshield post to hold the flip up type antenna in the down position.

78-18820-A	1937-39 closed car	10.00 ea.
78-18820-B	1937-40 open cars screw type	10.00 ea.
01A-18820	1940 open car with clips	10.00 ea.

Antenna Slide Nut

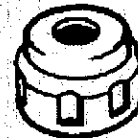
This is for closed cars only.

01A-18816-A	1940 standard	7.00 ea.
01A-18816-B	1940 deluxe	7.00 ea.
11A-18816	1941	7.00 ea.
21A-18816	1942-48	7.00 ea.

**Antenna Hold Down Nut**

This nut holds the antenna to the radio. (closed cars only)

01A-18818-A	1940 standard	6.00 ea.
01A-18818-B	1940 deluxe	6.00 ea.
11A-18818	1941	6.00 ea.

**Antenna Turn Knob**

This is used only on the flip up type of antenna.

78-18815-A	1937 standard	10.00 ea.
78-18815-B	1937 deluxe	10.00 ea.
81A-18815	1938	10.00 ea.
91A-18815	1939	10.00 ea.
01A-18815-B	1940 deluxe convertible	10.00 ea.
11A-18815	1941 convertible	10.00 ea.

**Ash Tray Radio Parts 1933-34**

40-18802	face plate	14.00 ea.
40-18801	face plate glass	5.00 ea.
40-18806	speaker cloth Ford script	15.00 ea.
40-18803	knobs	15.00 set



Glove Box Radio Parts 1933-34

40-18802-G	face plate Grisby	14.00 ea.
40-18802-Z	face plate Zenith	14.00 ea.
40-18803-G	knobs Grisby	20.00 set
40-18803-Z	knobs Zenith	20.00 set

1935-36 Radio Parts

48-18802	1935 early 36 face plate gray background	10.00 ea.
68-18802	1936 face plate brown background	10.00 ea.
48-18803-A	1935 standard knobs maroon	10.00 pr.
48-18803-B	1935 deluxe knobs taupe	10.00 pr.
68-18803-A	1936 early standard knobs	10.00 pr.
68-18803-B	1936 early deluxe knobs	10.00 pr.
68-18803-C	1936 late std. & deluxe knobs	10.00 pr.
40-18806	1933-36 Ford script speaker cloth	15.00 ea.

1937 Radio Parts

78-18803-A	knobs (standard)	10.00 pr.
78-18803-B	knobs (deluxe)	10.00 pr.
78-18801	face plate glass	6.00 ea.

1938 Radio Parts

81A-18803	knobs	10.00 pr.
81A-18802	dial bezel	25.00 ea.

1940 Radio Parts

01A-18802-P	radio dash panel	Philco	25.00 ea.
01A-18802-Z	radio dash panel	Zenith	25.00 ea.
01A-18803-P	knobs	Philco	25.00 pr.
01A-18803-Z	knobs	Zenith	32.50 pr.
01A-18805-P	dials	Philco	25.00 pr.
01A-18805-Z	dials	Zenith	25.00 pr.
01A-18804-P	changer button	Philco	10.00 ea.
01A-18804-Z	changer button	Zenith	10.00 ea.

**1940 Radio Dial and Knob Sets**

Includes: dials, knobs and changer button.		
01A-18803-45P	Philco radio	32.50 set
01A-18803-45Z	Zenith radio	32.50 set



1946-48 Radio Dial Knobs

Exact reproduction of the original.
51A-18803 1946-48 50.00 set

1939-40 Speaker Boot

This is a sponge rubber boot. It cuts out vibration between the radio and the dash.

91A-18820 1939 40.00 ea.
01A-18806 1940 40.00 ea.

**1940 Radio Speaker Dash Grill**


This is die cast and chrome plated, nice reproduction.

01A-7004352 1940 standard & deluxe cars 75.00 ea.

1940 Radio Dash Block Off Cover

This is used to cover the hole where the radio would have been. (stainless steel)

01A-9272-SSC 1940 standard & deluxe 16.50 ea.

**Nut to Hold Radio to the Dash**

This is where the antenna is attached to the radio.

01A-18808 1940-41 10.00 ea.

**Radio to Dash Mount Hooks**

01A-18807 1940 7.50 pr.

21A-18807 1942-48 7.50 pr.

1941 Radio Parts

11A-18802-P	face plate	Philco	50.00 ea.
11A-18802-Z	face plate	Zenith	50.00 ea.
11A-18802-SP	face plate	Spartan	35.00 ea.
11A-18803	knobs	fits all kinds	10.00 pr.
11A-18804-P	station selector knobs	Philco	6.00 ea.
11A-18804-Z	station selector knobs	Zenith	6.00 ea.
11A-18804-SP	station selector knobs	Spartan	6.00 ea.


Face, Knobs & Selector Knobs Sets 1941

11A-18810-P	Philco	65.00 set
11A-18810-Z	Zenith	65.00 set
11A-18810-SP	Spartan	35.00 set



DOOR PARTS

Door Bumpers

A-46440	1932-36 goes in slots in the door jam. <i>usually 4 required</i>		3.00 ea.
78-702610	1937-48 goes in slots in the door jam <i>usually 4 required</i>		150 ea.
B-7822000-C	1928-39 convertible sedan and wagon.		3.00 ea.
11A-7023030	1941-48 closed car upper door bumper round.		3.00 pr.


1940 Convertible Striker Bumpers

These bumpers are located on the striker itself.

01A-702610	15.00 set
------------	-----------

DOOR SEALS

Upper Door Seals

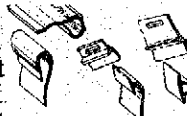
40-7020532	1932 3 window & 33-34 coupe & tudor	10.00 kit	
40-7320532	1933-34 fordor sedan	15.00 kit	
48-7020532	1935-36 coupe & tudor	15.00 kit	
48-7320532	1935-36 fordor sedan	15.00 kit	
78-7020532	1937-48 coupe & tudor	10.00 kit	
78-7320532	1937-48 fordor sedan	15.00 kit	

1935-36 Upper Door Seals With Bonded Corners

This seal has bonded corners so it is in the shape of the door.

48-731942-3	1935-36 5 window coupe	40.00 pr.
48-733542-3	1935-36 fordor all doors	50.00 set

Lower Door Seals

B-7020706	1932-34 coupe, tudor, fordor	12.00 pr.	
B-35702	1932 roadster	8.00 kit	
B-36536	1932 Phaeton	9.00 kit	
B-7320706	1932-34 fordor	30.00 set	
48-7020706	1935-36 cars	16.00 pr.	
48-7320706	1935-36 fordor	24.00 set	
78-7020706	1937 cars	16.00 pr.	
81A-7020706	1938-39 cars fits into scuff plate	16.00 pr.	
01A-7020706	1940 cars fits into scuff plate	16.00 pr.	
11A-7020706	1941-48 cars	16.00 pr.	
91C-8120706	1932-47 pickup not used on 35-37	10.00 pr.	

Weatherstrip Adhesive

80050	weatherstrip adhesive for door seals and trunk seals	6.00 ea.
-------	--	----------



1941-48 Lower Door Seal Retainer

This is the plate that is mounted between the sill plate and the floor. It bends over the rocker downward where it has a strip made on it to hold the lower door seal. These are all made of stainless steel.

11A-7013224-PR	tudor & sedan coupe	75.00 pr.
11A-7313224-PR	fordor front door & business coupe	75.00 pr.
11A-7313252-PR	fordor rear doors	75.00 pr.

Back Of Door Seals

11A-7020546	1941-48 closed car 2-door	7.00 set
11A-7620546	1941-48 convertible	6.00 set
11A-7320546	1941-48 fordor sedan	20.00 set
11A-7020548	1941-48 lower back of door seal	15.00 pr.

**Front Of Door Seals**

This seal goes between the door hinges which seals the front of the door.

48-7020456-PR	1935-36 all except roadster & phaeton	25.00 pr.
78-7620456-PR	1937-40 all convertibles	30.00 pr.
78-701884-5	1937 closed cars	25.00 pr.
81A-7020456-PR	1938-40 closed cars	25.00 pr.
11A-7620456-PR	1941-48 all convertibles	30.00 pr.
11A-7020456-PR	1941-48 all closed cars	25.00 pr.


**DOOR CHECK STRAPS AND ARMS****1928-32 Open Car Leather Door Check Kit**

A-702828-S	includes: leather strap with stainless steel brackets and screws	21.00 kit
------------	--	-----------

Loop Type Door Check Straps

These are rubber with cloth reinforcement "tuff"

B-162592-L6	6" loop type	4.50 ea.
B-162592-L7	7" loop type	5.50 ea.
B-162592-L8	8" loop type	5.50 ea.

**Bracket for the Above Loop Check Straps**

This is a chrome plated metal bracket that slips through the loop in the strap and mounted to the door or cowl post.

B-42150-B	loop bracket	2.00 ea.
-----------	--------------	----------

"T" Type Door Check Strap

This is the T shaped strap made of reinforced rubber.

B-162592-LT	T type strap 1932-36	7.00 ea.
-------------	----------------------	----------



Adjustable "T" Check Strap Bracket

This is a clamp type bracket that holds the straight end of the "T" strap.

B-162592-S 1932-36 5.00 ea.

Metal Door Check Strap Kit

Includes metal arms and rubber bumper.

B-702828-S 1928-48 cars/pickups 6.00 pr.



Replacement Rubber Bumper

This is for the metal door check straps will fit original straps.

B-702828-BU 1928-48 2.50 pr.

Door Hinge Pins

HD-1167-A 1932-40 cars/pickups
 HD-1167-S 1932 roadster & phaeton
 B-46335-SS 1932-40 Stainless steel



1.00 ea.
 1.00 ea.
 3.00 ea.

Door Hinge Nuts and Bolts

Each set covers one hinge.

HD-1166 1928-34, 5/16" X 1" with correct flat head and recessed washer 1.50 set
 HD-3116 1935-36 closed car, 5/16" X 2" 2.50 set
 HD-3117 1937-40, 5/16" X 1" 2.50 set
 HD-3118 1937-40, 5/16" X 1-3/4" 3.50 set



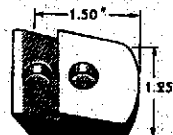
Door Striker Plates

B-35705 1932 roadster & phaeton 9.75 ea.
 B-702340 1932 3 window coupe 7.50 ea.
 40-702340 1933-34 closed car 7.25 ea.
 91A-7622010 1939-40 convt.stainless 50.00 ea.
 01A-7022008 1940 closed car 15.00 ea.
 01A-7022008-C 1940 chrome plated 15.00 ea.
 11A-7022008 1941-48 pass. 15.00 ea.
 11A-7022008-C 1941-48 chrome plated 15.00 ea.

Stainless Steel Striker Plates

These plates come either polished or unpolished.

40-702340 1933-34 pass. unpolished 7.25 ea.
 40-702340-SS 1933-34 pass. polished 10.00 ea.
 81A-702340 1935-39 car 35-47 pickup unpolished 10.00 ea.
 81A-702340-SS 1935-39 car 35-47 pickup polished 15.00 ea.
 91A-702340 1935-39 car 35-47 ppickup unpolished 25.00 ea.
 91A-7622010-S 1939-40 convertible polished 30.00 ea.



Striker Plate Rubber Pads

78-7022026 1937-38 closed car 4.00 pr.
 11A-7022026 1941-48 all 4.00 pr.



1940 Convertible Striker Bumpers

01A-702610 1940 convertible 15.00 set

Male Dovetails

Includes stainless mounting hardware.

18-35577-ASS	1932 closed car, 32-34 pickup stainless	6.50 ea.
40-35577-ASS	1933-40 closed car, 35-41 pickup, 1932 3- window coupe stainless	6.50 ea.
11A-35577-A	1941-48 all bodies	6.00 ea.
11A-35577-ASS	1941-48 all bodies stainless steel	6.00 ea.
40-35577-B	1932-36 Roadster, Phaeton	7.00 ea.

**Female Door Dovetail Repair Kits**

Kit includes: 2 special wedges & 2 springs for one door post.

B-702574-RK	1932-34 coupe, sedan, cabriolet, pickup	6.50 set
48-702574-RK	1935-40 all, 35-41 pickup 41-48 stat. wgn	6.50 set
11A-702574-RK	1941-48 pass., 42-47 pickup	6.50 set


**Female Door Dovetails**

18-35576-BS	1932-36 roadster & phaeton	18.00 pr.
18-35576-SS	same as above only chrome	27.50 pr.
B-35576-BS	1932-34 closed car & cabriolet	18.50 pr.
B-35576-SS	same as above but stainless	27.50 pr.

DOOR HANDLES**Inside Door Handles**

These are die cast chrome plated.

18-702400-A	1932 roadster & phaeton l.h. & r.h.	46.00 pr.
18-702401-R	actuating rods for the above handles	9.00 pr.
A-702400-C	1933-34 roadster & phaeton	9.00 ea.
B-702400-E	1932 closed car	10.00 ea.
40-702400-E	1933-34 closed car	10.00 ea.
46-702400-E	1932-34 pickup	10.00 ea.
48-702400-E	1935 closed car & pickup	11.00 ea.
68-702400-E	1936 closed car & 36-37 pickup	10.00 ea.



The following door handles are plastic coated on the deluxe and chrome plated on standard models.

78-7022600-A	1937 standard	14.00 ea.
78-7022600-B	1937 deluxe	14.00 ea.
81A-7022600-A	1938 standard	14.00 ea.
81A-7022600-B	1938 deluxe	14.00 ea.
91A-7022600-A	1939 standard & 40 standard	14.00 ea.
91A-7022600-B	1939 deluxe	14.00 ea.
01A-7022600	1940 deluxe	14.00 ea.
81C-8122600	1938-47 pickups chrome plated	14.00 ea.
11A-7022600-D	1941-48 chrome plated	14.00 ea.
18-37118-S	1932-36 open finger pulls	14.00 pair.



1940 Deluxe Style Street Rod Handles & Escutcheons

01A-7022600-C	door handle all chrome	10.00 ea.
01A-7023342-D	riser handle all chrome	20.00 ea.
01A-7022618-SS	stainless escutcheon	6.00 ea.

Inside Window Riser Handles

These are die cast chrome plated except for the deluxe models which are plastic coated in the correct original color.

B-702780-E	1932 closed car	11.00 ea.
40-702780-E	1933-34 closed car	11.00 ea.
46-702780-E	1932-34 pickup	11.00 ea.
48-702780-E	1935 pass., pickup	11.00 ea.
48-702780-G	1935 deluxe grey	15.00 ea.
68-702780-E	1936 pass., 36-37 pickup	11.00 ea.
68-702780-G	1936 deluxe grey	18.00 ea.
68-7023342-C	1936 deluxe brown	15.00 ea.
78-7023342-A	1937 standard chrome	21.00 ea.
78-7023342-B	1937 deluxe painted	21.00 ea.
81A-7023342-A	1938 standard chrome	21.00 ea.
81A-7023342-B	1938 deluxe painted	21.00 ea.
91A-7023342-A	1939 standard	21.00 ea.
91A-7023342-B	1939 deluxe painted	21.00 ea.
01A-7023342-A	1940 standard chrome	21.00 ea.
01A-7023342-B	1940 deluxe painted	21.00 ea.
81C-7023342	1938-40 pickup chrome	21.00 ea.
11C-7023342	1941-47 pickup chrome	21.00 ea.

1941-48 Door Window Riser Handles

These handles have the correct colored knobs

11A-7023342	1941 light tan knob	21.00 ea.
21A-7023342-A	1942 maroon knob	21.00 ea.
21A-7023342-B	1942 butterscotch knob	21.00 ea.
51A-7023342-A	1946 chocolate knob	21.00 ea.
51A-7023342-B	1946 blue gray knob	21.00 ea.
51A-7023342-C	1946-48 gray tan knob	21.00 ea.

1941-48 All Chrome Riser Handle

51A-7023342-CC	1941-48 all chrome	18.00 ea.
----------------	--------------------	-----------

1938-40 Inside Door Handle Remotes

These fit coupe, convertible, fordor front and sedan delivery. This control is what the inside door handle mounts to. Arm connects remote to the latch in the door.

81A-732412-3	complete with arms	50.00 pr.
81A-732412-3-NA	complete less arms	40.00 pr.



1932-48 Replacement Door Riser Handle Knobs

B-7023345	1932-34 brown yellow	5.00 ea.
48-7023345-B	1935 ivory	5.00 ea.
68-7023345-B	1936 light gray	5.00 ea.
68-7023345-C	1936 brown gray	5.00 ea.
78-7023345-A	1937 std light brown	5.00 ea.
78-7023345-B	1937 dlx yellow brown	5.00 ea.
81A-7023345	1938 ivory	5.00 ea.
91A-7023345	1939 light yellow	5.00 ea.
01A-7023345-A	1940 std sand	5.00 ea.
01A-7023345-B	1940 dlx sand	5.00 ea.
11A-7023345	1941 tan	5.00 ea.
21A-7023345-A	1942 maroon	5.00 ea.
21A-7023345-B	1942 butterscotch	5.00 ea.
51A-7023345-A	1946 chocolate	5.00 ea.
51A-7023345-B	1946 blue gray	5.00 ea.
51A-7023345-C	1946 47-48 gray tan	5.00 ea.

Door Handle and Riser Escutcheon Plates

The following are chrome plated:

B-46270-AS	1932 open car for door handles	17.50 pr.
B-48139-AS	1932 closed car	4.00 ea.
40-48139-BC	1933-34 open car	4.00 ea.
40-48139-AS	1933-34 closed car, 35-37 truck	4.00 ea.
46-48139-AS	1932-34 pickups	4.00 ea.
48-48139-AS	1935-36 closed car	4.00 ea.
68-48139-BC	1935-36 open car	4.00 ea.
78-48139-SS	1937 Stainless steel	4.00 ea.
11A-48139-SS	1941-48 stainless steel	8.00 ea.

The following are colored plastic as original

48-7022618	1935 deluxe (gray)	3.50 ea.
68-7022618-B	1936 deluxe (gray)	4.00 ea.
68-7022618-C	1936 deluxe (redish brown)	4.00 ea.
78-7022618-A	1937 standard	4.00 ea.
78-7022618-B	1937 deluxe	4.00 ea.
81A-7022618	1938 all (ivory)	4.00 ea.
91A-7022618	1939 (yellow brown)	4.00 ea.
01A-7022618-A	1940 standard (sand)	4.00 ea.
01A-7022618-B	1940 deluxe (sand)	4.00 ea.
01A-7022618-SS	1940 stainless steel	6.00 ea.
91C-8122618	1938-47 pickup stainless steel	8.25 ea.

Escutcheon Pins and Springs

A-46250-P	pin	.15 ea.
A-48284	1932-40 spring fits behind door panel	.75 ea.

Replacement Door Lock

51A-7121984	1928-48	12.00 ea.
51A-7121984-PR	matched set of door locks	26.00 pr.
48-702302	1935-41 just like originals	35.00 ea.
21A-702302	1942-48 just like originals	35.00 ea.



1941-48 Spring Loaded Escutcheons

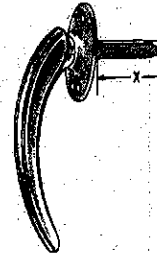
These are colored plastic with a spring loaded center.

11A-7022618	1941 tan	8.50 ea.
21A-7022618-A	1942 maroon	8.50 ea.
21A-7022618-B	1942 butterscotch	8.50 ea.
51A-7022618-A	1946 chocolate	8.50 ea.
51A-7022618-B	1946 blue gray	8.50 ea.
51A-7022618-C	1946-48 gray tan	8.50 ea.
11A-48139-SS	1941-48 all stainless steel	8.00 ea.

Outside Door Handles

These handles are die cast chrome plated.

A-702350-O	1928-33 roadster & phaeton	28.25 ea.
B-702350	1932 closed car except cabriolet & 3 window coupe r.h.	25.00 ea.
B-702351	1932 closed car except cabriolet & 3 window coupe l.h.	26.00 ea.
40-702350	1932 3 window, cabriolet & 1933-34 closed car r.h.	27.50 ea.
40-702351	1932 3 window, cabriolet & 1933-34 closed car l.h.	27.50 ea.
40-702350-1	1934 roadster & phaeton	60.00 pr.
46-702350	1932-34 pickups	33.00 ea.
40-702350-1-L	1933-34 locking door handles	64.00 set.
48-702350	1935 cars	25.00 ea.
50-702350	1935-36 pickup	33.00 ea.
68-702350-A	1936 standard cars	25.00 ea.
68-702350-B	1936 deluxe cars	30.00 ea.
78-702350	1937 cars	25.00 ea.
81A-702350-A	1938-47 pickup & 38 std. car	30.00 ea.
81A-702350-B	1938 deluxe cars	25.00 ea.
91A-702350	1939 cars	30.00 ea.
01A-702350	1940 car	33.00 ea.
01A-702350-A	1940 convertible	35.00 ea.
11A-702350	1941 cars	25.00 ea.
51A-702350	1946-early 47	25.00 ea.
6A-702350	1947-48 cars	25.00 ea.

**Outside Door Handle Mounting Pads**

This is a lipped rubber pad to keep the handle from chipping the paint.

B-7022428-PU	1932-36 pickups	5.00 pr.
B-7022428	1932-34 closed cars	5.00 pr.
B-7622428-OP	1932-34 open cars	5.00 pr.
48-7022428	1935-37 cars, 37-47 pu	5.00 pr.
81A-7022428	1938-39 cars	5.00 pr.
01A-7622428	1940 convertible	5.00 pr.
99A-7022428	1940 closed cars	5.00 pr.



Arm Rests

These are stamped steel just like the originals.

A-56665-PR	1935-48	front doors includes rubber pads	75.00 pr.
A-56666-PR	1928-34	rear seat rests	74.50 pr.
A-56665-S	1932-48	front arm rest pads, sponge rubber	32.50 pr.

Vent Window Levers

These are die cast chrome plated includes button and all hardware.

01A-7022916-7	1940 coupes, sedans & convertibles	
	1947-48 cars	55.00 set

**1940 Vent Window Handle Bracket**

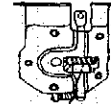
This is the bracket mounted to the window that the levers mount to.

01A-7022938	1940 & 1947-48 closed cars	15.00 ea.
-------------	----------------------------	-----------

**1941-48 Door Vent Window Regulator Repair Kit**

Each kit includes one gear, spring & rivets. This kit repairs inoperative, or sloppy windows.

11A-7023402-GR	1941-46 cars & 47-48 convertibles	35.00 kit
----------------	-----------------------------------	-----------

**Vent Window Crank Handle Escutcheons**

11A-7023404	1941 tan	4.00 ea.
21A-7023404-A	1942 maroon	4.00 ea.
21A-7023404-B	1942 butterscotch	4.00 ea.
51A-7023404-A	1946 chocolate	4.00 ea.
51A-7023404-B	1946 blue gray	4.00 ea.
51A-7023404-C	1946-48 gray tan	4.00 ea.
51A-7023404-SS	1941-48 stainless	4.00 ea.

WE MAKE EM

**Vent Window Cranks**

These handles have the correct colored knobs. 1-1/8" shank.

Closed cars.

11A-7023410	1941 light tan	15.00 ea.
21A-7023410-A	1942 maroon	15.00 ea.
21A-7023410-B	1942 butterscotch	15.00 ea.
51A-7023410-A	1946 chocolate	15.00 ea.
51A-7023410-B	1946 blue gray	15.00 ea.
51A-7023410-C	1946 gray tan	20.00 ea.
51A-7023410-CC	all chrome	17.50 ea.

Vent Window Cranks with 7/8" Shank

All have correct colored knobs. Convertible

11A-7923410	1941 light tan	15.00 ea.
21A-7923410-A	1942 maroon	15.00 ea.
21A-7923410-B	1942 butterscotch	15.00 ea.
51A-7923410-A	1946 chocolate	15.00 ea.
51A-7923410-B	1946 blue gray	15.00 ea.
51A-7923410-C	1946 gray tan	15.00 ea.
51A-7923410-CC	all chrome	15.00 ea.

Vent window seals
are in the window
seal section.



Door Garnish Moulding Inserts

These are the colored plastic inserts in the garnish below the door windows.

78-7020988-A	1937 standard	15.00 pr.
78-7020988-B	1937 deluxe	15.00 pr.
81A-7020988-6	1938 deluxe 6 inch	15.00 pr.
81A-7020988-8	1938 deluxe 8 inch	15.00 pr.

Interior window Garnish Moulding Clips (Kit includes 10 clips.)

For fastening window garnish moldings on doors and quarter windows. Matches the rare originals. Die-stamped steel finished in corrosion-resistant plating.

91A-7020930-B	1938-39 Closed car	45.00 kit
---------------	--------------------	-----------

Car Door Window Regulator 1938-47

Made to exact original specs w/every detail including the correct gear ration & tension spring. Precision die-stamped steel w/factory style threaded mounting nuts press-fitted at all original locations. Ready to install w/no added assembly. Finished in corrosion-resistant black.

01A-7323200/1	1940 coupe, fordor (front) & sedan delivery RH & LH	150.00 pr.
01A-7023200/1	1940 ford tudor sedan RH & LH	150.00 pr.
01A-6623200-1	1940 Convertible	200.00 pr.
Heavy duty regulators, cadmium plated. Ready to install		
A-48105-A	1932-34 pickup LH	35.00 ea.
A-48105-A	1932-34 pickup RH	35.00 ea.
50-812700-1	1935-37 pickup	150.00 pr.
81C-812700-1	1938-47 pickup	150.00 pr.

Window Regulator Coil Spring

A-48105-6	1928-48 all	8.75 ea.
-----------	-------------	----------

Window Regulator to Window Clip (hairpin)

11A-7023257	1941-53 pass.	.50 ea.
-------------	---------------	---------

Door Latch & Lock kit

One pair (RH & LH) door latches w/LH door lock cylinder mount, 2 lock cylinders and 4 keys. Includes mounting template and instructions.

01A-7021812/3-K	1938-40 closed car, coupe-tudor- fordor(front) & sedan delivery	250.00 kit
-----------------	--	------------

Door Latch Springs

These will repair the floppy door handles.

40-702267	1933-34 all doors	5.00 ea.
68-702267	1935-early 36 all doors	5.00 ea.
78-702267	1936 late & 1937 all doors	5.00 ea.
81A-702267	1938-40 all doors	5.00 ea.
11A-702267	1941-48 all doors	5.00 ea.
B-702268	1932-40 remote lock spring	5.00 ea.
11A-702268	1941-48 remote handle spring keeps door locked.	5.00 ea.



Door Latches

Precision-made just like the originals including spring tension and functionality. These have the locking mechanism added to the driver's side (LH) offering the option of adding a driver's door lock. One pair (RH & LH).

01A-7021812/3 1940 closed car, coupe-tudor-fordor (front) & Sedan del. 150.00 pr.

Door latch kit. RH & LH latches, linkage arms and remote door handle mounts. Assembled and ready to install (no locks).

50-811850-1 1935-37 pickup 250.00 pr.

Revive your door's locking and latching function with the below latches.

01A-6621800-1 1935-40 Convertible 200.00 pr.

Door latch & remote assemblies only. RH & LH door latches, linkage arms and remote door handle mounts assembled and ready to install (no locks).

81C-811850-1 1938-47 pickup 250.00 pr.

RH & LH door handle pivot mounts & pre-connected latch arms. Perfect copies.

81A-732412-3 1938-40 coupe/fordor (front), Sedan Delivery. 50.00 pr.

These door latches fit 1932 2-door sedan, and 4-door front and rear. These do not include the handle pivot mounts or latch arms.

B-46105-5W 1932 5-window coupe door latch assembly LH 200.00 ea.

B-46106-5W 1932 5-window coupe door latch assembly RH 200.00 ea.

B-46105-PU 1932-34 pickup door latch assembly LH 210.00 ea.

B-46106-PU 1932-34 pickup door latch assembly RH 210.00 ea.

DOOR SCUFF PLATES

These are aluminum plates that mount in the door sill area. Exact duplicates of the originals. 1935-37 has V-8 emblem on the side.

1933-34 Front Door

40-7013250-PR 2-door sedan and 3-window coupe 200.00 pr.

40-7713250-PR 5-window coupe, 4-door 200.00 pr.

40-7113250-PR roadster and phaeton 200.00 pr.

40-7613250-PR cabriolet 200.00 pr.

1933-34 Rear Doors

Call For Availability

40-7313262-PR 4-door rear

40-7513262-PR phaeton rear

1935-36 Front Doors

48-7013250-PR 2-door, 3-window coupe, cabriolet 200.00 pr.

48-7713250-PR 5-window coupe, 4-door, phaeton, roadster 200.00 pr.

48-7413250-PR convertible sedan rear 200.00 pr.

48-7313262-PR fordor rears 200.00 pr.

1935-36 Door Step Mounting Screws (included with sill plates)

HD-3103 12 cadmium plated screws 1.25 set



1937 Front Doors

78-7013250-PR	2-door sedan	model 78-700	200.00 pr.
	club coupe	model 78-720	200.00 pr.

78-7313250-PR	4-door sedan	model 78-730	200.00 pr.
	business coupe 5-window	model 78-770	200.00 pr.

1937 Rear Doors

78-7413262-PR	phaeton	model 78-750	250.00 pr.
	convertible sedan	model 78-740	250.00 pr.
78-7313262-PR	4-door sedan	model 78-730	250.00 pr.

THE FOLLOWING SILL PLATES ARE MADE OF STAINLESS STEEL**1938-39 Front Doors**

Stainless steel with lower door seal

81A-7013250-PR	2-door sedan, convt. coupe	90.00 pr.
81A-7313250-PR	coupes, 4-door, sedan delivery	90.00 pr.
81A-7413250-PR	convt. sedan, 38 phaeton	90.00 pr.

1938-39 Rear Doors

81A-7313262-PR	4-door sedan	90.00 pr.
81A-7413262-PR	1938 phaeton, convt. sedan, rear	90.00 pr.

1940 Stainless Steel with Lower Door Seal

01A-7013250-PR	2-door, convertible, front door	90.00 pr.
01A-7713250-PR	coupes, 4-door sedan, front door	90.00 pr.
01A-7313262-PR	4-door, rear door	90.00 pr.

1941-48 Stainless Steel Door Scuff Plates

11A-7013250-PR	2-door sedan, convt., sedan coupe front	70.00 pr.
11A-7713250-PR	4-door sedan, business coupe, front	70.00 pr.
11A-7313262-PR	4-door sedan, rear doors	70.00 pr.

Lower Door Seal Retainers (stainless steel)

This plate mounts under the 1941-48 sill plate. It then wraps around the rocker panel to form a groove along the side of the rocker to hold the lower door seal in place.

11A-7013224-PR	tudor & coupe with back seat	75.00 pr.
11A-7313224-PR	fordor front & coupe front doors	75.00 pr.
11A-7313252-PR	fordor rear doors	75.00 pr.

1935-48 Convertible Door Window to Stainless Frame Rubber

48-762232	1935-48 enough for one door	10.00 ea.
-----------	-----------------------------	-----------



DOOR CHANNEL KITS

The following door glass run kits are exact replacements of the originals. Each kit contains channels for left and right doors. All proper clips are riveted in the correct places for easy installation. Includes all necessary mounting hardware.

1932 Window Channel Kits

The 1932 kits include the following: All necessary molded channels with clips attached, upper window sponge seal, door and garnish molding bumpers, lower cushion bumpers and upper window seal adhesive.

B-45983-3W	3-window coupe front two doors	70.00 set
B-45983-5W	5-window coupe front two doors	65.00 kit
B-45983-2D	tudor sedan front two doors	60.00 kit
B-56786	tudor sedan rear quarter windows	67.00 kit
B-45983-4D	fordor front two doors	67.00 kit
B-56791	fordor sedan rear doors and quarter windows	79.00 kit
B-45983-V	victoria and B-400 front two doors	67.00 kit
B-56786-V	victoria rear quarter windows	67.00 kit
B-45983-PU	pick up front two doors	67.00 kit
B-56786-400	b-400 rear quarter windows	67.00 kit
A-46108	rear roll down window	35.00 kit

1933 Window Channel Kits

All kits include the following: All necessary molded channels with clips attached, upper window sponge seal, door and garnish molding bumpers, lower cushion bumpers and seal adhesive.

18-45983-3W	3-window coupe front two doors	67.75 kit
18-45983-5W2D	5-window coupe, tudor, fordor, front 2 doors	67.00 kit
B-56786	tudor sedan rear quarter windows	50.00 kit
18-56791	fordor sedan rear doors and quarter windows	79.00 kit
B-45983-PU	pick up front two doors	60.00 kit
A-46108	rear roll down window	35.00 kit
18-45983-5W4D	5-window coupe, tudor sedan, victoria, fordor sedan	67.00 kit

1934 Window Channel Kits

All kits include the following when needed: All metal and felted channel with clips attached, door and garnish molding bumpers, lower cushion bumpers and screws. Note: In early 1934 the door handle was located at the front of the door, later it was at the center of the door. Please order in accordance to what you have.

40-45983-3W	3-window coupe front two doors	95.00 kit
40-45983-5WF	5-window coupe front handle, 2 doors	93.50 kit
40-45983-5WC	5-window coupe center handle, 2 doors	103.50 kit
40-45983-2DF	tudor front two doors, front handle	95.00 kit
40-45983-2DC	tudor front two doors, center handle	103.50 kit
40-56786	tudor sedan rear quarter windows	75.00 kit
40-45983-4DF	fordor, front two doors, front handle	95.00 kit
40-45983-4DC	fordor, front two doors, center handle	103.50 kit
40-45983-F	fordor rear doors and quarter windows front handle	60.00 kit
40-56791-C	fordor rear doors and quarter window center mnt. handle	83.50 kit
B-45983-PU	pick up front two doors	67.00 kit
A-46108	rear roll down window	35.00 kit



1935-36 Window Channel Kits

In 1935-36 a major change took place in the window channels. If you have a

U-shaped channel with a rear metal batwing channel order a front handle kit.

If you have a 1-sided felt material all the way around your window, order a center handle kit. If you have no existing channels, a center handle kit is recommended.

48-45983-3WA	3-window coupe, two doors with bumpers	100.00 kit
48-45983-3WB	3-window coupe, two doors with one side felt	108.50 kit
48-45983-5W4DA	5- window coupe and fordor sedan front two doors w/front mounted handle	108.50 kit
48-45983-5W4DB	5- window coupe and fordor sedan front doors w/ center mounted handle	108.50 kit
48-45983-2DA	tudor sedan, 2 doors, front mount handle	75.00 kit
48-45983-2DB	tudor sedan, 2 doors, center handle	108.50 kit
48-56786-A	tudor sedan, rear quarter windows, front handles.	100.00 kit
48-56786-C	tudor sedan, fordor, rear quarter windows, center handle.	108.50 kit
48-56791-C	fordor rear doors & 1/4 windows front handle.	100.00 kit
48-56786-B	tudor sedan with felt strips on garnish moldings	108.50 kit

1935-36 Window Channel Kits

48-56786-C	fordor rear doors & 1/4 windows center handle.	108.50 kit
48-45983-CA	1935-36 cabriolet channel kit	40.00 kit
50-45983-PUA	pick up with door bumpers	100.00 kit
50-45983-PUB	pick up with sided felt	100.00 kit
48-46108	rear roll down window for coupes	51.50 kit

1937 Window Channel Kits

All kits include, when needed: Pre-bent beaded one sided felt material strips, felted lower U-shaped or metal channels with clips attached, upper felt and screws. Original style punch in and snap on clips for garnish molding included.

78-45983-CK	1937 original style clip kit	
	35 punch in clips and 35 snap on clips	15.00 kit
78-45983-2D	tudor sedan front two doors	108.50 kit
78-56786	tudor sedan rear 1/4 windows	100.00 kit
78-45983-5W4D	5-window coupe, fordor, front 2 doors	108.50 kit
78-56791	fordor sedan rear doors	80.00 kit
50-45983-PUB	pick up front 2 doors	100.00 kit

1938 Window Channel Kits

All kits include the following when needed: Pre-bent beaded one sided felt material strips, felted lower U-shaped or metal channels with clips attached. Upper felt seal, screws and all clips needed.

78-45983-2D	tudor sedan front two doors	108.50 kit
78-56786	tudor sedan rear 1/4 windows	100.00 kit
78-45983-5W4D	5-window coupe, fordor, front 2 doors	180.50 kit
78-56791	fordor sedan rear doors	80.00 kit
81A-56786	38 dlx rear quarter window on tudor	100.00 kit
81C-45983-PU	pick up front 2 doors	95.00 kit



1939 Window Channel Kits

All kits include the following when needed: Pre-bent beaded one sided felt material strips, felted lower U-shaped or metal channels with clips.

78-45983-2D	tudor sedan front two doors	108.50 kit
81A-56786	tudor sedan rear 1/4 windows	100.00 kit
78-45983-5W4D	5-window coupe, fordor, front 2 doors	108.50 kit
91A-56791	fordor sedan rear doors	80.00 kit
81C-45983-PU	pick up front 2 doors	95.00 kit

1940 Window Channel Kits

All kits come complete as original.

01A-45983-2D	tudor sedan front two doors	100.00 kit
81A-56786	tudor sedan rear 1/4 windows	100.00 kit
01A-45983-5W4D	5-window coupe, fordor, front 2 doors	100.00 kit
91A-56791	fordor sedan rear doors	80.00 kit
01C-45983-PU	pick up front 2 doors	91.25 kit
01A-45983-C	1940 convertible	60.00 kit

1941-42 Window Channel Kits

For all 1941-42 coupe kits, there are two different types. For the regular coupes (small doors 17 1/2") order 5W4D style kit. For club/sedan coupes (large doors 26") order 2D style kit. Measurements are approximate, from inside edge of vent to vent divider to door post.

11A-45983-2DB	1941-42 car	100.00 kit
11A-45983-2DA	tudor sedan, club/sedan coupe front doors	100.00 kit
11A-45983-5W4D	5-window coupe, fordor front 2 doors	100.00 kit
11A-56786	tudor sedan rear 1/4 windows	100.00 kit
11A-56791	fordor sedan rear 2 doors	100.00 kit
01C-45983-PU	pick up front 2 doors	91.25 kit
11A-45983-C	1941 convertible	75.00 kit

Door Window Roller Kit 1940 Convertible

01A-6622218	4 complete roller assys	80.00 kit
-------------	-------------------------	-----------

1946-48 Window Channel Kits

51A-45983-2D	tudor sedan, club/sedan coupe front doors	100.00 kit
51A-56786	tudor sedan rear 1/4 windows	100.00 kit
51A-45983-5W4D	fordor sedan, 5/window coupe front 2 doors	100.00 kit
51A-56791	fordor sedan rear 2 doors	95.00 kit
21C-45983-PU	pick up front 2 doors	91.25 kit
21A-45983-C	1942-48 convertible	75.00 kit

Door Glass to Lift Channel Seal

B-7621478	1928-38 6 feet (rubber)	8.00 ea.
-----------	-------------------------	----------



Separate Window Channel Kit Parts

A-45630	garnish molding standard bumpers, glass anti-rattle	.40 ea.
A-46044	door body rounded bumpers, glass anti-rattle	.40 ea.
A-48141	lower cushion bumper, (where window rests on the bottom) 1928-34	.75 ea.
48-703536-B	1935-39 garnish molding clips, (set of 25)	6.00 set
48-703536-A	1935-40 punch in clips hold felt strips	8.00 kit
B-703536	screw kit 1928-48	3.00 kit

WINDSHIELD PARTS**Windshield Frame Parts**

3108	special windshield frame screw	1932-34	2.50 set
3108-A	special windshield frame screw	1935-39	3.00 set
18-37118-S	roadster, phaeton finger pulls	1932-36	12.00 pr.
18-37154-S	roadster, phaeton frame cone die cast chrome plated	1932-36	6.00 ea.
B-37158	frame stud, original style, shouldered stud with tapered nut	1932-36	2.75 ea.

Windshield Frame Corners

All are Die cast Chrome plated.

B-701276-A	1932	all except 3- window coupe	12.00 pr.
B-701276-B	1932	3- window coupe	12.00 pr.
40-701276-A	1933-34	all styles	12.00 pr.

Interior window Garnish Moulding Clips

For fastening window garnish moldings on doors and quarter windows. 10 clips.

91A-7020930-B	1938-39 Closed car	45.00 kit
---------------	--------------------	-----------

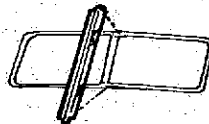
Windshield Stanchions

B-37132-PR	1932 roadster, phaeton lower windshield sub-stations with pad & hardware	83.00 pr.
18-37136-SS	1932 roadster, phaeton stainless steel windshield stanchions w/cups & liners	130.00 pr.
B-351000	windshield wing nuts. 1932-36 original stubby size for open cars	7.00 ea.
18-37136-CHP	1932 roadster, phaeton chopped 2"	158.00 pr.
40-37136-S	1933-34 open car, cast brass	292.00 pr.

Windshield Division Bar

Stainless steel.

01A-7003078	1940 pass., 40-47 pick up
11A-7003078	1941-48 all bodies

50.00 ea.
50.00 ea.

Interior Windshield Division Bar

Steel finished in black EDP coating. Wiper control knob hole. Includes screws.
01A-7003074 1940 Closed car & 1940-47 pick up 15.00 ea.

Interior Windshield Trim (Garnish Moulding)

Perfectly matches the originals with correct curves and contours.
01A-7003248/9 1940 closed car, 1940-47 pu 125.00 pr.

Windshield Garnish Moulding Clip

01C-8103092 1940-47 pickup 16.00 ea.
78-701392 1937 All closed cars 10.00 ea.
81A-701392 1938-39 All closed cars 10.00 ea.

Windshield Components

B-45463-S 1932 pass. die cast, chrome plated swing arm 22.00 pr.
A-45475-SS 1928-32 closed & 28-34 pick up
stainless steel pivot bolt & nut set 2-pr. 6.25 set
A-45477-S 1928-32 closed & 28-34 pick up slide
washer cup and rubber set 2-pr. 7.00 set
B-45482 1928-32 closed & 28-34 pick up die cast
chrome plated slide arm nuts 4.50 ea.
A-45463-S 1932-34 pick up swing arms, chrome plated 10.50 pr.

Windshield Frames 1933-36

40-701210 1933-34 closed car w/corners 375.00 ea.
40-701210-C 1933-34 closed chromed 600.00 ea.
48-701210-A 1935-36 car painted 375.00 ea.
48-701210-B 1935-36 car chromed 600.00 ea.
67-701210 1935-36 pickup raw 375.00 ea.
67-701210-C 1935-36 pickup chrome 600.00 ea.

Windshield Crank Out Knobs

40-701348 1933-34 chrome plated 10.00 ea.
48-701347 1935 pass., 35-36 p.u. 10.00 ea.
68-701347-A 1936 pass. 10.00 ea.
78-701348 1937 10.00 ea.
81A-701348 1938 10.00 ea.
91A-7003120-B 1939 complete crank out knob 50.00 ea.
91A-7003120 1939 knob rubber cover (brown) 17.50 ea.

Windshield Regulator

The cure for a frozen or sluggish roll-out windshield. Perfectly matches the original.
40-701325 1933-34 includes mounting hardware. 75.00 ea.
48-701325 1935-36 includes mounting hardware. 75.00 ea.

Windshield Header Seal

A-60550 1932-34 pickup 4.00 ea.



Windshield Seals

Made of high quality, long lasting rubber.

B-7003110	1932	closed, except 3-window coupe	20.00 ea.
B-37199	1932	roadster & phaeton	25.00 ea.
B-7203110	1932	3-window coupe	30.00 ea.
46-7003110	1932-34	pickup	45.00 ea.
40-7003110	1933-34	closed car	20.00 ea.
40-7603110	1933-34	cabriolet	50.00 ea.
50-7003110	1935-36	pickup	22.00 ea.
48-7003110	1935-36	closed car	20.00 ea.
48-761290	1935-36	cabriolet, convt. sedan	80.00 ea.
40-711190	1933-36	roadster & phaeton	25.00 ea.
78-7003110	1937-39	closed car & pick up	20.00 set
78-7603110	1937-40	open car	70.00 set
01A-7003110	1940	closed car, 40-47 pick up, both sides	75.00 set
11A-7003110-A	1941-48	closed car without groove for chrome strip.	75.00 set
11A-7003110-B	1941-48	with groove for chrome strip	75.00 set
11A-7603110	1941-48	convertible windshield seal	100.00 set

1941-48 Winshield Seal Without Division Bar

This seal is for a windshield without the division bar.

21A-7003110-AN	1941-48 closed cars	75.00 ea.
21A-7003110ANC	1941-48 2" chop	75.00 ea.
01A-7003110-N	1940 car and 40-47 pu	75.00 ea.
01A-7003110-NC	1940 car and 40-47 pu 2" chop	75.00 ea.

CONVERTIBLE WINDOW SEALS AND TOP PARTS**1935-48 Convertible Windshield Header Seal**

40-761440	1933-34 cabriolet	20.00 ea.
48-7651312	1935-36 cabriolet & convt. sedan, all 1937-40 convertibles	8.00 ea.
11A-7651312	1941-48 cabriolet on windshield	8.00 ea.
11A-7603475	1941-48 convertible on header bow	8.00 ea.

Convertible Windshield Post to Door Seal

68-740928-PR	1935-39 all convts. except roadster & phaeton	35.00 pr.
01A-6602626-PR	1940 convertible	27.50 pr.

Convertible Door Window at Bow Rubber Seal (Flocked)

Seals door window to top bows. (30" lengths)

18-45983-F	1932-39 1" wide	6.00 ea.
01A-45983-F	1940-48 3/4" wide	6.50 ea.



Convertible Window Rubber Stainless Channel

Holds 01A-765162 to top irons. Comes in 30" lengths.

18-45983-SS	1935-39	15.00 ea.
01A-7651560	1940-48	15.00 ea.

Convertible Coupe Quarter to Top Bow Pads

78-763244-PR	1937-39	30.00 pr.
01A-6628530-PR	1940	30.00 pr.

Header Bow Rubber Bumpers

Screws into wood header.

40-761440-BK	1933-34 convertible, set of 3	10.00 set
78-711304	1937-40 all convertible, set of 4	10.00 set

Convertible Top Motor to Firewall Bracket Grommet

21A-7653382	1942-48 convertible, set of 3	15.00 set
-------------	-------------------------------	-----------

Convertible Top Hold Down Screws

48-7650820	1935 2 per car	20.00 ea.
68-7650820	1936 2 per car	15.00 ea.

Convertible Quarter Window Front Edge Seal

Includes both left and right side.

21A-7630106-7	1942-48 convertibles	50.00 pr.
21A-762232	1942-48 quarter window glass to frame seal convertible only, enough for one window	12.00 ea.

1935-48 Convertible Door Glass Frame to Glass Seal

48-762232	1 kit per window	10.00 kit
-----------	------------------	-----------



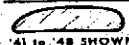
WINDOW RUBBER SEALS

Rear Window Seals, Bonded for Exact Fit

We carry only the best rubber available.

78-7042084	1937 all, 1938 coupes, & standard sedans 1939-40 coupes.	25.00 pr.
81A-7042084	1938 dx. sedans, 1939-40 all sedans	25.00 pr.
11A-7042084	1941-48 coupes & sedans without groove for chrome strip	30.00 ea.
B-7042084	1928-36 pass., 28-39 p.u. back glass rubber not bonded.	15.00 ea.
01C-7042084	1940-47 pick up	30.00 ea.
19A-7042084	1941-48 Ford & Mercury back window seal with groove for chrome strip	30.00 ea.

REAR WINDOW SEALS



Quarter Window Seals, Bonded for Exact Fit

B-7029904-B	1932 5 window coupe	20.00 pr.
40-7029904	1933-34 5 window coupe	20.00 pr.
48-7029904	1935-36 5 window coupe	20.00 pr.
78-7029904	1937-40 5 window coupe	20.00 pr.



1936 Fordor Quarter Window Seals

68-735130-1-B Rear pop out 1/4 window seals 160.00 pr.

1938-40 Fordor Rear Pop-Out Quarter Window Seals

81A-735130-1 pop-out window seals 100.00 pr.

1941-48 Kick Out Quarter Window Seals

1941-48 sedan coupe quarter window seals. Early 46 vs. late 46. Early 46 has a metal frame all the way around the glass use 19A-7229904-5-B. Late 46 to 48 has a metal frame on two sides of the glass so you need to use 51A-7229904-5-A.

19A-7229904-5-B	1941- early 1946 coupe	100.00 pr.
51A-7229904-5-A	late 1946-48 coupe	100.00 pr.
51A-773540-S	Ford fordor	70.00 pr.

Vent Window Seals (door)

Sold in pairs.

01A-7021448/9-SPR	1940 closed car molded to shape no wrinkles	65.00 pr.
01A-6621448-9	1940 convertible	75.00 pr.
21A-7621448-9	1941-48 convertible	100.00 pr.
11A-7021448SPR	1941-48 closed car molded with curve	100.00 pr.



Vent Window Glass Edge Seal

Non-wooly strip seals are extruded rubber with steel inserts.

They have original style mounting tabs and holes.

01A-7022296	1940	closed	wooly strip	20.00 pr.
01A-7022296-A	1940	convertible		25.00 pr.
11A-7022296	1941	closed	wooly strip	20.00 pr.
11A-7022296-A	1941-48	convertible		25.00 pr.
51A-7022296	1946-48	closed		25.00 pr.

**1941-48 Door Vent Window Mechanism Rebuild Kit**

Each kit includes one gear, spring, rivets and instructions to reassemble.

11A-7023402-GR	1941-46 all & 47-48 convertible	35.00 kit
----------------	---------------------------------	-----------

Quarter Window Glass to Frame Seals (enough for one window)

21A-762232	1942-48	convertible	12.00 ea.
------------	---------	-------------	-----------

Sliding Rear Window Kit

Kit features die-formed interior trim molding glass channels, edge seal, factory style cam-lock knob, glass pattern & instructions.

50-813396-K	1935-39 pu, 1935-37 cab-over	175.00 ea.
-------------	------------------------------	------------

RUMBLE SEAT PARTS

Rumble Lid Hinges

B-41543-S	1932	roadster, 5 window coupe	rumble seat hinge kit.	64.25 kit
40-41543-S	1933-34	coupe, roadster & cabriolet	rumble seat hinge kit.	64.50 kit
48-41543-S	1935-36	coupe, roadster & cabriolet	rumble seat hinge kit.	64.50 kit

Rumble Seat Miscellaneous Parts

B-41518	1932-34	deck or rumble upper bumper	2.00 pr.	
B-41484-S	1928-39	bumper kit w/hardware	4.50 kit	
B-41500-SS	1928-32	stainless steel grab bar	43.50 pr.	
B-41519	1932-34	coupe, roadster & cabriolet	lid bumper brackets (top corner)	13.00 pr.
40-41550-U	1931-34	coupe, roadster & cabriolet	upper seat clips (cushion to lid)	8.00 pr.

continued on next page



Rumble Seat Miscellaneous Parts (Continued from previous page)

40-41551-L	1933-34	coupe, roadster & cabriolet upper seat clips (cushion to lid)	8.00 pr.
B-714008-S	1932	except 3 window coupe rumble lid stop brackets w/bumpers	16.50 kit
40-714008-S	1932	3 window coupe, 1933-39 rumble lid stop brackets w/bumpers	16.50 kit
40-725900-S	1933-34	coupe & cabriolet remote rumble release handle w/screws	18.25 ea.
B-765680	1932	3 window coupe rumble lid striker plate, ducktail iron w/screws	9.00 ea.
40-765680	1933-34	all bodies, rumble lid striker plate, ducktail iron w/screws	9.00 ea.
40-775600	1933-34	3 & 5 window coupe rumble remote control rod.	27.50 ea.
B-526812	1933-34	coupe, roadster counter balance or hinge spring bracket.	12.00 pr.
B-526813	1932	3 window, 1933-34 coupe, cabriolet remote trip springs.	13.75 pr.
B-526814	1933-34	rumble seat trip lever	15.00 pr.
B-526898	1933-34	coupe, cabriolet hinge spacer	13.75 pr.
B-527102	1933-34 1939	coupe, cabriolet, 1934 victoria convt. coupe rumble lock assy.	30.00 ea.
B-527103	1933-34	coupe, cabriolet, rumble latch mounting bracket.	13.75 ea.

Step Pads



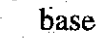
B-41563	1932-34	large pyramid style	45.00 ea.
B-2454	1933-34		35.00 ea.
40-2454-R	1935-36		10.00 ea.
78-2454-R	1937-39		10.00 ea.
B-2454-R	1933-34		35.00 ea.

Deck and Rumble Lid Handles

40-702352	1932-34	locking deck or rumble handle	41.50 ea.
48-702352-B	1935-36	locking deck handle & 1938-39 woody tailgate handle	37.00 ea.
78-702352	1937	passenger cars with lock	35.00 ea.




Deck and Trunk Handles

01A-13556-S	1940-48 deck base lamp kit	23.00 ea.	
01A-7043500	1940 deck lid lock handle w/base	80.00 set	
01A-7043500-H	1940 deck lid lock handle only	55.00 set	
11A-13556-S	1941-48 license lamp housing, lens, socket and mounting set.	23.00 set	
99A-13572	1939 Mercury & 1940 Ford deck lid base pad with lip.	10.00 ea.	
11A-7043511	1941-48 deck handle only	73.50 ea.	
11A-13550	1941-48 deck handle base	27.50 set	
01A-13553	1940 inner deck base	15.00 ea.	
99A-13564	1940-48 deck base lens	6.00 ea.	
99A-13550	1940, 1939 mercury deck base	30.00 ea.	

1932-40 Deck Handle Attaching Nuts

HD-3104	1932-37 trunk & rumble lid handle nut & square hole lock washer.	2.00 ea.
81A-13567	1938-39 deck base nut very long nut	5.00 ea.
01A-13567	1940 deck base nut very long nut	5.00 ea.

Deck Lid Handle Base Pads

A-702356-E	1932-37	4.00 ea.	
81A-13572	1938-39	15.00 ea.	
99A-13572	1939 Mercury, 1940 Ford	10.00 ea.	
11A-13572	1941-48	10.00 ea.	

Trunk Handle to Base Seal

81A-13573	1938-39	2.00 ea.
01A-13557	1940	1.00 ea.

Deck Lid Latches

A-52502	1930-34 deck lid latch for closed cars rumble or deck	13.00 ea.
48-52502	1935-36 deck or rumble latch	27.00 ea.
78-52502	1937 deck lid latch	25.00 ea.
81A-52502-B	1938-39 sedan deck lid latch	25.00 ea.
91A-52502-A	1939-40 coupe & convertible deck latch	35.00 ea.
01A-52502-B	1940 sedan deck lid latch	35.00 ea.
11A-52501	1941-48 sedan deck lid latch	25.00 ea.
21A-52502	1942-48 coupe & convertible deck latch	30.00 ea.

Deck Lid Striker Supports

91A-7744820	1939 coupe & 1940 coupe & convertible	50.00 ea.
01A-7044806	1939-40 tudor & fordor sedans	50.00 ea.

Deck Lid Striker Plates

A-52500-S	1928-32 except 3 window coupe rumble striker	3.50 ea.
01A-52500-A	1939 dlx. 1940 coupe & convertible striker	12.00 ea.
11A-52500	1941 all, 1942-48 sedan striker	10.00 ea.
21A-52500	1942-48 coupe & convertible striker	10.00 ea.



Stainless Steel Deck Lid Striker Plates

Identical to the originals and polished. Stainless mounting screws included.		
48-713780-B	1935-36 all coupes, 1936 club cabriolet	35.00 ea.
78-725680	1937-38 all coupes, phaeton, conv sedan & club cabr.	35.00 ea.
78-706990-A	1937-39 tudor & fordor, 1939 conv sedan	35.00 ea.
01A-7043252	1940 sedans	35.00 ea.
01A-52500-SS	1939 & 40 coupe and 1940 convertible	35.00 ea.
11A-7043252	1941-48 tudor & fordor	35.00 ea.
11A-7243252	1941-48 coupe, convertible & sportsman	35.00 ea.

Trunk-Deck Lid Emblems

Chrome plated with painted background.

01A-7043370-A	1940 standard, blue background.	45.00 ea.
01A-7043370-B	1940 deluxe, red background.	45.00 ea.

Polished high detail stainless steel trunk lid ornaments with improved mounting features. Pre-wired with mounting hardware included. 1947-48 car (also fits 1946 car by adding these holes).

6A-7042514	Pre-painted FORD blue lettering.	100.00 ea.
HR-7042514	12V red FORD third brake light module	150.00 ea.

Trunk Lid Hinge to Body Pads

48-7042707	1935-36 sedans	6.00 ea.
78-7042707-A	1937 humpback sedan	10.00 ea.
78-7042707-B	1937 flatback sedan	10.00 ea.
78-7442707-C	1937-38 phaeton & convt. sedan	10.00 ea.

Trunk and Rumble Lid Seals

40-713540	1932-34 coupe, roadster & cabriolet trunk or rumble seal.	12.00 ea.
48-713540-B	1935-36 all coupe trunk seal	23.00 ea.
48-713540-A	1935-39 coupe, roadster & cabriolet and convertible rumble lid seal	30.00 ea.
48-706860	1935-36 tudor & fordor humpback sedans	30.00 ea.
21A-7043720	1941-48 tudor & fordor sedan trunk seal, bonded one piece	50.00 ea.

**Hollow Core Trunk Seals**

These seals are extruded with a hollow center for a water tight seal every time.

78-713540-H	1937-40 all. 1941-48 coupe and convertible	27.50 ea.
-------------	--	-----------

Trunk Seal Clip Kit

These clips were used in the lower corners on 1941-48 coupe and convertible to keep the seal from pulling up. Just like the originals. Eight piece kit.

11A-7244817-HK	1941-48 coupe and convt.	6.00 kit
----------------	--------------------------	----------



Trunk Lid Bumpers

High quality rubber. The 1941-48 kits have the hardware included.

B-41518	1932-34 pass. w/rumble	2.00 pr.
01A-7243800	1940 coupe & convertible	3.00 pr.
11A-7243800-A	1941-48 coupe & convertible	3.00 pr.

Trunk Arm & Spring Supports & Trunk Support Hardware kits

These are the supports that hold the trunk in the open position so it won't hit you in the head.

91A-7744200-1	1939-40 coupe & convertible	150.00 pr.
11A-7744200-1	1941-48 coupe & convertible	150.00 pr.
99A-7744200-1	1941-48 sedan, 1939-40 merc.	150.00 pr.
91A-7744200-HK	1939-40 trunk support hardware kit	15.00 set.
11A-7744200-HK	1941-48 trunk support hardware kit	15.00 set.

Trunk Lid Hinges for 1935-36

These are for the hump back sedans.

48-706850-1	1935-36 tudor & fordor sedans	95.00 pr.
-------------	-------------------------------	-----------

1937 Trunk Hinges

These are top quality die cast chrome plated hinges.

78-706850-51-B	1937 humpback sedan	150.00 pr.
78-706850-51-A	1937 flatback sedan	150.00 pr.

**1935-36 Sedan Trunk Locks and Latches**

These are die cast chrome plated just like the originals. Very nice!

48-706902-4	1935-36 tudor & fordor humpback sedan	175.00 pr.
-------------	---------------------------------------	------------

1940 Opera Seat Leg Bumpers

These bumpers are similar to chair leg ends.

01A-6760712	1940 opera coupe	20.00 pr.
-------------	------------------	-----------

Radiator Splash Pan and Mounting Hardware

B-16527	1932 die stamped radiator splash apron	36.75 ea.
18-17766-67-S	mounting hardware also holds front bumper irons onto frame.	15.00 kit

Dome Lamps

A-13770	1932-36 stainless steel switch plate for door post switches	3.50 ea.
A-13771	1932-36 dome lamp with out switch in unit	45.50 ea.
A-13771-WS	1932-36 dome lamp with switch in unit	40.00 ea.
A-13771-G	1932-36 lens only	8.50 ea.
A-13771-C	1932-36 lens retaining snap ring	6.00 ea.
01A-13779-C	1937-40 dome lamp with stainless ring	30.00 ea.
01A-13779-P	1937-40 dome lamp with painted ring	30.00 ea.

**1937-40 Dome Lamp Parts/Switch**

This is a perfect reproduction of the original. This lamp was used above the rear window or in the door post.

81A-13783	lens only for 1937-40	5.00 ea.
78-13783-G	1937-40 lens gasket	1.50 ea.
A-13769	1928-48 dome lamp switch	9.00 ea.



1937-48 Cowl Panel Retainer

These are the retainers that run along the front of the front door cowl, holding the trim panel.

01A-7002354-5 22 1/4" long

01A-7002354-SS same as above but stainless steel

40.00 pr.

50.00 pr.

**Sun Visor Brackets**

Exact reproduction of the originals.

B-47380-3W 1932 3-window coupe

40-47380-82 1933-34 standard

01C-8104101-B 1938-47 PU & commercial (black)w/arms

01C-8104101-C 1938-47 PU & commercial (chrome) w/arms

46.00 pr.

46.00 pr.

55.00 pr.

65.00 pr.

1935-48 Sun Visors

These are perfect reproductions. Offered in two different finishes.

These are the visor brackets and frames only. No covering is included.

68-47380-C chrome plated brackets 65.00 pr.

68-47380-P painted brown brackets 65.00 pr.

1932-36 Closed Car Roof Seals

B-7050920 1932-34 10.00 ea.

48-7050920-A 1935-36 coupes 25.00 ea.

48-7050920-B 1935-36 sedans 30.00 ea.

48-7050920-C 1935-36 sedan delivery 40.00 ea.

SHEET METAL REPLACEMENT PANELS

1932 Radiator Splash Apron

Die stamped smooth rolls.

B-16527 1932 pass, and pickup 36.75 ea.

**1933-34 Radiator Shield**

Fits below the radiator and keeps water from splashing up.

40-16550 1933-34 pass. 50.00 ea.

1935-36 Battery Hole Cover

Stamped from 20 gauge steel.

48-700336 1935-36 all 50.00 ea.

**1935-36 Gas Gauge Hole Cover Plate**

48-700262 1935-36 all

Call For Availability

1937-41 Gas Tank Sender Hole Cover

Die-formed steel as original with stepped lock-in lip. Hold-down screw included.

78-700262

12.50 ea.

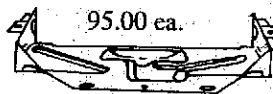


1937-40 Coupe Doors (hinges, latches, handles etc. sold separately)
 Excellent quality w/ all the details as original. Complete w/inner & outer skins joined.
 01A-600 Right hand side (must be shipped by truck) 800.00 ea.
 01A-601 Left hand side with an added lock cylinder mount. 800.00 ea.

Radiator, Grill to Cross Member Shield

91A-8240-B 1939 dlx., 1940 pass., 40-41 pickup

95.00 ea.

**1940 "B" Pillar Reinforcement**

Fits inside rear quarter beneath pillar, spans from floor to roof reinforcing pillar and holding interior tacking strips.

01A-775 Right hand side 200.00 ea.
 01A-776 Left hand side 200.00 ea.

1940 Cars Rear Fenders (except station wagon and sedan delivery)

All steel original look. Ready to paint & mount w/holes for taillight and LH gas filler.

01A-16312 Right hand side 875.00 ea. (must be shipped by truck)
 01A-16313 Left hand side 875.00 ea. (must be shipped by truck)

1939 Deluxe & all 1940 Car Front Fenders

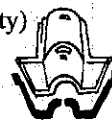
All steel with original detail included. Engineered with a stepped, spot-welded seam for a smooth matching surface at front. The tiny seam is easily filled.

01A-16005 Right hand side 875.00 ea. (must be shipped by truck)
 01A-16006 Left hand side 875.00 ea. (must be shipped by truck)

Transmission Floor Covers

Die stamped steel, painted black.

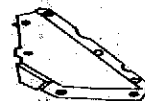
78-700378 1937-39 pass. (check availability) 75.00 ea.
 67-7012108 1935-37 pickup shift hole etched not cut 75.00 ea.
 81C-7012108 1938-39 pickup shift hole etched not cut 80.00 ea.
 01A-7012108 1940 pass. 80.00 ea.
 01C-7012108 1940-47 pickup 80.00 ea.
 67-810380 1935-39 pickup shift hole & emerg. lever have knock-out holes 75.00 ea.

**1932 Rear Frame Horn Covers**

B-16399 frame horn covers 184.00 pr.
 B-16398 apron channel and plug set only 7.50 kit

1933-34 Body to Frame Rear Gussets

40-700134-5 1933-34 pass. 65.00 pr.

**Replacement Rocker Panels**

Heavy gauge steel, made to fit.

40-7010110-PR 1933-34 Call for availability
 48-7010110-PR 1935-36 pass.
 78-7010110-PR 1937-40 pass.
 11A-7010110-PR 1941-48 pass.
 67-7010110-PR 1935-37 pickup 80.00 pr.
 4047-RP 1940-47 pickup rockers 85.00 pr.



Cowl Patch Panel

40-7002054-5	1933-34 pass.	
48-7002054-5	1935-36 pass.	
67-7002054-5	1935-37 pickup	
91A-400-1	1939-40 full panel includes door post to wdsl seam	550.00 pr
67-7002054-F	1935-37 full cowl patch	135.00 pr.
4047-FCC	1940-47 pickup full cowl patch with door post	160.00 pr.

Call for availability

1940 Coupe Roof Skin (must be shipped by truck)

Exactly like the original one-piece unit. Includes upper trunk & windshield seal lips.
01A-750-SK 1,200.00 ea.

1939-40 Coupe Rear Quarter Panels (must be shipped by truck)

Each includes B-pillar reinforcement, trunk seal lip & quarter window surround. All fender mounting holes installed. Beautiful!

01A-800	Right hand side	875.00 ea.
01A-801	Left hand side	875.00 ea.

Quarter Patch Panels

This panel runs from the door opening to the rear wheel well.

40-7027816-7	1933-34 pass.	
48-7027816-7	1935-36 pass.	Call for availability
78-7027816-7	1937-40 pass.	
11A-7027816-7	1941-48 pass	
01A-870-1	1937-40 coupe has correct curve & part door post	200.00 pr.
01A-872-3	1937-40 tudor and convertible as above	200.00 pr.

Rear of Cab Panel

This is a patch panel for the lower rear section of the cab.

3537LRCP	1935-37 pickup	55.00 ea.
3847LRCP	1938-47 pickup	55.00 ea.

Cab Corners Pickups (front and rear)

These corners are the major areas of the cab. Includes part of door post.

3537-FCC	1935-37 front cab corners	125.00 pr.
3537-RCC	1935-37 rear cab corners	75.00 pr.
4047-RCC-L	1940-47 LH rear cab corner	45.00 ea.
4047-RCC-R	1940-47 RH rear cab corner	45.00 ea.

1937 Rear Tool Box Area Replacment Panel

This is heavy gauge stamped metal. It butt welds to the existing metal floor.

78-725250-T	1937 all cars	300.00 ea.
-------------	---------------	------------

1937 Slant Back Sedan Lower Deck Panel

This is a perfect replacement panel for below the deck lid.

78-704058-A		350.00 ea.
-------------	--	------------



1937 Rear Tool Area Braces

These are the reinforcing gussets that form a bridge from the tool box to the deck panel. Includes right, left and center braces.
78-704058-ABR 1937 tudor and fordor slant back 95.00 kit

1938-40 Tudor and Fordor Lower Deck Panel

This is heavy gauge, die stamped steel. Fits perfectly.
91A-7040324 panel below trunk panel 300.00 ea.

1939-40 Coupe/Convertible Under Deck Lid Panel

91A-7740324 275.00 ea.
01A-950 best quality, correct curves as original 450.00 ea.
91A-7744820 deck lid striker support, trunk floor to deck panel 50.00 ea

1939-40 Coupe and Convertible Rear Tool Area Panel

This panel starts at the edge of the flat trunk floor and runs to the rear of the car where the tools are stored.
91A-7746100 300.00 ea.

1947-48 Lower Deck Panel

6A-7040320 panel below deck lid between fenders 92.00 ea.

1935-37 Pickup Lower Door Patch Panels

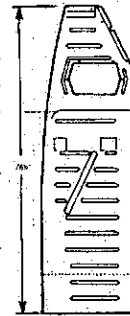
357IDP inner door bottom repair panel 90.00 pr.
357ODP outer door lower skin repair panel 85.00 pr.

1933-40 FLOOR PANS**1933-34 Floor Pans**

40-155 front 36" section B 185.00 ea.
40-156-L center patch left 30" long section C 50.00 ea.
40-156-R center patch right 30" long section C 50.00 ea.
40-157 trunk floor 24" long section D 200.00 ea.

1935-36 Floor Pans Passenger Cars

48-155-L full left side 76 1/2" long 185.00 ea.
48-155-R full right side 76 1/2" long 185.00 ea.
48-157-L left front section 26" long 105.00 ea.
48-157-R right front section 26" long 105.00 ea.
48-158-L left rear section 50 1/2" long 90.00 ea.
48-158-R right rear section 50 1/2" long 90.00 ea.
48-156 rumble seat riser 135.00 ea.



517-676-4416

fax 517-676-3485

1937-38 Floor Pans Passenger Cars

78-155-L	full length left side	62"	150.00 ea.
78-155-R	full length right side	62"	150.00 ea.
78-157-L	left front section	27"	80.00 ea.
78-157-R	right front section	27"	80.00 ea.
78-158-L	left rear section	35"	70.00 ea.
78-158-R	right rear section	35"	70.00 ea.
78-156	trunk patch panel		90.00 ea.

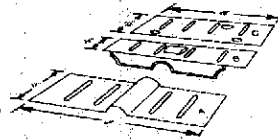
1939-40 Floor Pans Passenger Cars

91A-155-L	full length left side	62"	150.00 ea.
91A-155-R	full length right side	62"	150.00 ea.
91A-157-L	left front section	27"	80.00 ea.
91A-157-R	right front section	27"	80.00 ea.
91A-158-L	left rear section	35"	70.00 ea.
91A-158-R	right rear section	35"	70.00 ea.
91A-156	trunk patch panel all except 39 rumble seat convertible and 40 opera coupe		90.00 set

1940 Opera Coupe Trunk Floor

Including 39 rumble seat convertible

91A-159-A	section A	60.00 ea.
91A-159-B	section B	70.00 ea.
91A-159-C	section C	70.00 ea.



1941-48 Trunk Repair Panel

This is the flat area of the trunk over the gas tank. Includes sender unit, inspection hole and cover.

11A-156	1941, 1942 and early 1946 with tool box area 32"	100.00 ea.
69A-156	1946-48 without toolbox area 36" long	145.00 ea.

Pickup Cab Floor

PU-205-L	1938-41 LH side	85.00 ea.
PU-205-R	1938-41 RH side	85.00 ea.
PU-206-L	1942-47 LH side	85.00 ea.
PU-206-R	1942-47 RH side	85.00 ea.
4041RCF	1940-41 rear cab floor panel	260.00 ea.
4047TB	40-47 toe board	160.00 pr.
4047CFH	40-47 center floor hump	50.00 ea.
4047RCF	40-47 rear cab floor	265.00 ea.



1932-52 FORD PICKUP BOXES AND PARTS

Complete Pickup Boxes

These boxes are exact reproductions of the original boxes. They are made of the same thickness steel, come primed and ready to paint. Available assembled or unassembled. These beds can only be shipped by truck. Crating charge of \$125.00. Special shipping charges also apply.


Box No.	Year	assembled (-A)	unassembled (-U)
PU-001	1932	2800.00	2200.00
PU-002	1933-34	2800.00	2200.00
PU-003	1935-36	2800.00	2200.00
PU-004	1937	2800.00	2200.00
PU-005	1938-41	2700.00	1900.00
PU-006	1942-47	2700.00	2100.00
PU-007	1948-50	2700.00	2100.00
PU-008	1951-52	1700.00	1250.00

NOTE: The steel floor in the above boxes can be substituted with a wood floor. Stainless steel bed strips are priced as above. Plain steel bed strips are \$100.00 less. Indicate "plain" or "stainless" on your order.


TAILGATE

Tailgates

PU-133	1931-34	290.00 ea.
PU-134	1935-36	290.00 ea.
PU-135	1937	290.00 ea.
PU-136	1938-40	290.00 ea.
PU-137	1941	290.00 ea.
PU-138	1942-50	325.00 ea.



Tailgate Parts

PU-140-L	1926-37	LH tailgate corner brace	7.50 ea.	
PU-140-R	1926-37	RH tailgate corner brace	7.50 ea.	
PU-141	1931-37	top brace bar	18.00 ea.	
PU-142-S	1928-36	tailgate hinge strap	18.00 ea.	
PU-142-L	1928-36	long hinge strap	18.00 ea.	
PU-175	1938-50	cast iron upper tailgate ends	12.25 ea.	

corner brace

Tailgate Chain Hook

PU-100	1926-37	tailgate hook	6.00 ea.
PU-101	1938-52	hook	6.00 ea.



Tailgate Hook Spring

This spring keeps the hook locked in place.

PU-102 1933-50 spring 5.00 ea.

**Tailgate Chains**

PU-104 1931-37 18 links primed 5.00 ea.

PU-105 1938-47 13 links primed 5.00 ea.

Tailgate Chain Covers

Black long grained top material, ready to install.

PU-106 1926-48 pickups 9.00 pr.

Tailgate Chain Top Link

PU-107 1926-37 requires welding 3.50 ea.

PU-108 1938-50 requires welding 8.50 ea.

**Tailgate Chain Bracket**

This bracket mounts to the rear stake pocket where the tailgate chain mounts.

PU-109 1926-37 mounts with letter F rivet 9.00 ea.

PU-110 1938-50 mounts with C rivet 6.00 ea.

1926-37
Shown**Tailgate Hinge**

This bracket mounts to the rear crossmember.

PU-111 1931-36 3 required 4.00 ea.

PU-112 1937-72 2 required 10.00 ea.

PU-112-SS 1937-72 stainless steel 15.00 ea.



1937-72

Tailgate Hinge Rod

This is for the 1931-36 boxes.

PU-113-P hinge rod primed 15.00 ea.

PU-113-SS hinge rod stainless steel 25.00 ea.

Rear Crossmembers

Stamped steel and primed.

PU-150 1932-36 60.00 ea.

PU-151 1938-41 50.00 ea.

PU-152 1942-50 50.00 ea.

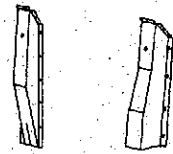
1932-36
Shown

1928-34 Seat Hook

PU-115 holds lower edge of seat back 3.00 ea.

Stake Pockets

PU-120 1931-37 front pocket 36.00 ea.
 PU-121 1931-37 rear pocket 36.00 ea.
 PU-122 1938-50 front pocket 36.00 ea.
 PU-122-R 1938-50 rear pocket w/bracket & nutplates 42.00 ea.



1938-50 Stake Pocket Brace

PU-124-R 17.00 ea.

1926-34 Upholstery Nail and Socket

PU-125 1.00 ea.

Lower Bed Sides

67-8327840-PR 1935-37 pickup 50.00 pr.
 PU-126 1938-41 left side 20.00 ea.
 PU-127 1938-41 right side 20.00 ea.
 PU-128 1942-48 left side 17.00 ea.
 PU-129 1942-48 right side 17.00 ea.



1937-50 Bed Side Supports

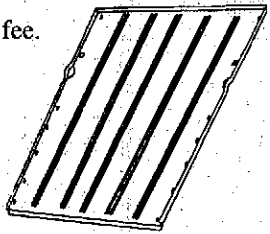
This brace is located mid way down the bed side along the top.
 PU-130 15.00 ea.



1932-47 Steel Bed Floors

These are exact reproductions of the originals.
 Bed floors must be shipped by truck. \$125.00 crating fee.

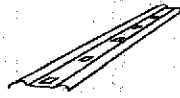
PU-143 1932 350.00 ea.
 PU-144 1933-34 350.00 ea.
 PU-145 1935-36 350.00 ea.
 PU-146 1937 350.00 ea.
 PU-147 1938-41 350.00 ea.
 PU-148 1942-47 350.00 ea.



Wood Floor Bed Strips

These strips are not drilled, but they are easily cut and drilled to fit.

PU-114-P 79" painted 7.00 ea.
 PU-114-SS 79" stainless 16.00 ea.



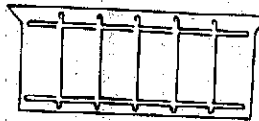
Bolts for Bed Strips

PU-010	plated steel	pack of 50	20.00 set
PU-010-SS	stainless steel		1.00 ea.

Bed Front Panel

Die Stamped steel.

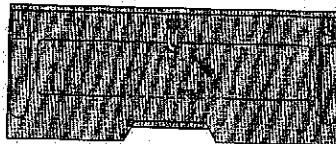
PU-131	1932-37	190.00 ea.
PU-132	1938-41	160.00 ea.
PU-167	1942-50	160.00 ea.



Pickup Bed Side Panels

Die stamped steel. There is a 125.00 crating charge per order of bed sides. Must be shipped by truck.

PU-157-L	1932	left side	275.00 ea.
PU-157-R	1932	right side	275.00 ea.
PU-158-L	1933-34	left side	275.00 ea.
PU-158-R	1933-34	right side	275.00 ea.
PU-159-L	1935-36	left side	275.00 ea.
PU-159-R	1935-36	right side	275.00 ea.
PU-160-L	1937	left side	275.00 ea.
PU-160-R	1937	right side	275.00 ea.
PU-161-L	1938-41	left side	275.00 ea.
PU-161-R	1938-41	right side	275.00 ea.
PU-162-L	1942-47	left side	275.00 ea.
PU-162-R	1942-47	right side	275.00 ea.



Custom Wood Floor Kits

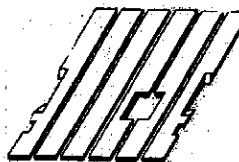
1932-47 boxes came originally with steel floors. Now available as an all wood floor. Each kit contains oak flooring, metal strips to connect the wood together, bolts and special spacers to make it look like factory made. Please state the year.

PU-164-P	painting strips	300.00 kit
PU-164-SS	stainless strips	350.00 kit

Wood Sub-Floors

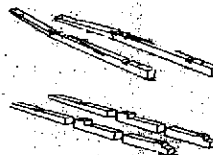
This wood is under the original steel floor to support the steel.

PU-176	1932 sub floor	275.00 set
PU-168	1933-34 sub floor	275.00 set
PU-169	1935-36 sub floor	275.00 set
PU-170	1937 sub floor	275.00 set
PU-171	1938-41 sub floor	275.00 set
PU-172	1942-47 sub floor	275.00 set
PU-173	1948-50 sub floor	275.00 set



Cab Mounting Wood Kit

- PU-174 1932-34 pickup 125.00 set
- PU-201 1935-37 pickup 100.00 set
- PU-180 1938-39 pickup 200.00 set
- PU-177 1940-41 pickup 120.00 set

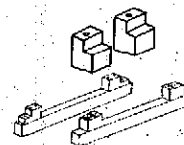


Cab Interior Wood

- PU-181 1934 Inner cab wood 110.00 kit

Pickup Box Mounting Wood

- PU-165 1935-37 blocks at rear of box 27.00 pr.
- PU-166 1938-41 large blocks 100.00 set



1930-34 Dispatch Box

This box acted as storage box which mounted on the inside of the cowl.

- PU-116 1930-34 24.00 ea.

Rear Fender to Bed Bolt

Special bolt that attaches the fender to the box.

- PU-118 1931-66 bolt 1.40 ea.

1930-34 Seat Wood to Cab Bolt

- PU-119 1.40 ea.

Bed Mounting Bolts

- PU-154 3-3/4" bed bolt 4.00 ea.



Bed Mounting Bolt Chart			
Year	3-3/4"	8"	carriage
1932-34	2	0	2
1935-41	4	2	2
1942-52	4	2	0

Bed Floor Bolt Set

These are for the original steel floors.

- PU-156 1931-50 8.00 set

Rivet Kit

This kit contains all the rivets needed to assemble a complete box.

- PU-178 rivet kit 28.50 set



TRIM CLIPS**1934 Passenger & 35 Pickup**

40-20001 grill clip kit 12 clips 5.00 kit

1935 Passenger Clips

48-20001 grill clip kit 34 clips 9.00 kit

48-20004 side of hood clips 32 clips 9.00 kit

48-20000 complete kit includes the above kits 18.00 kit

1936 Passenger Clips

68-20001 center grill clips 6 clips 4.00 kit

68-20002 outer grill clips 16 clips 5.50 kit

68-20004 side of hood clips 24 clips 7.50 kit

68-20000 complete kit 17.00 kit

1937 Passenger Clips

78-16720-1 hood sides & outer grille trim 20.00 kit

1938 Standard Trim Clips

81A-20001 grill & hood side clips 56 clips 11.50 kit

81A-20004-A grill & hood side 12 clips 5.00 kit

81A-20005 body belt clips 58 clips 11.50 kit

81A-20006 body belt bolts 14 pieces 7.00 kit

81A-20000-A complete kit includes all the above 35.00 kit

1938 Deluxe Trim Clips

81A-20004-B grill & hood side 10 clips 5.00 kit

81A-20005 body belt clips 58 clips 11.50 kit

81A-20006 body belt bolts 14 pieces 7.00 kit

81A-20000-B complete kit includes all the above 23.50 kit

1939 Standard Trim Clips

91A-20001-A grill bars & hood louvers 30 clips 9.00 kit

81A-20005 body belt clips 58 clips 11.50 kit

81A-20006 body belt bolts 14 pieces 7.00 kit

91A-20000-A complete kit includes all the above 27.50 kit

1939 Deluxe Trim Clips

91A-20001-B grill bars 82 clips 16.50 kit

91A-20003 center hood clips 8 clips 5.00 kit

91A-20004 side of grill 8 clips 4.00 kit

91A-20005 body belt clips 70 clips 14.00 kit

81A-20006 body belt bolts 14 pieces 7.00 kit

91A-20000-B complete kit includes all the above 46.50 kit



1940 Standard Trim Clips

91A-20003	center hood clips	8 clips	5.00 kit
01A-20005	body belt clips	58 clips	11.50 kit
01A-20006	body belt bolts	8 pieces	5.00 kit
01A-20000-A	complete kit includes all the above		21.50 kit

1940 Deluxe Trim Clips

01A-20001	grill clips	16 clips	6.00 kit
91A-20003	center hood strip clips	8 clips	5.00 kit
01A-20005	body belt clips	58 clips	11.50 kit
01A-20006	body belt bolts	8 pcs.	5.00 kit
01A-20002	lower front of hood clips	6 pcs.	5.00 kit
01A-20000-B	complete kit includes all the above kits		32.50 kit

1941 Trim Clips

11A-20005	body belt	55 clips & 6 bolts	18.00 kit
11A-20003	center hood	10 clips & 2 bolts	6.00 kit
11A-20011	fender trim	52 bolts	22.00 kit

11A-20000-A convertible complete kit includes:
11A-20005, 11A-20003 & 11A-20011. 46.00 kit

11A-20000-B 2-door closed car complete kit includes:
11A-20005, 11A-20003, 11A-20011,
11A-20007 & 11A-20008. 65.50 kit

11A-20000-C 4-door complete kit includes:
11A-20005, 11A-20003, 11A-20011,
11A-20009 & 11A-20010. 73.00 kit

1942-46 Trim Clips

21A-20005	body belt	50 clips & 6 bolts	17.00 kit
21A-20011	fender trim	38 bolts	17.00 kit
51A-20012	deck lid	12 clips & 4 bolts	6.00 kit

21A-20000-A convertible complete kit includes:
21A-20005, 11A-20011, 51A-20012. 40.00 kit

21A-20000-B 2-door complete kit includes:
21A-20005, 11A-20011, 51A-20012,
11A-20007 & 11A-20008. 59.50 kit

21A-20000-C 4 door complete kit includes:
21A-20005, 11A-20011, 51A-20012,
11A-20009, 11A-20010. 67.00 kit

1947-48 Trim Clips

6A-20005	body belt	50 clips & 6 bolts	17.00 kit
6A-20011	fender trim	38 bolts	17.00 kit
6A-20001	front splash apron	8 clips	5.00 kit
6A-20000-A	complete clip kit covers all body styles.		39.00 kit



1941-46 Reveal Molding Clips

These are the clips for the trim around the side windows.

01A-20007	2-door straight	36 clips & 4 bolts	12.00 kit
01A-20008	2-door curved	24 clips	7.50 kit
01A-20009	4-door straight	59 clips & 6 bolts	17.00 kit
01A-20010	4-door curved	24 clips	10.00 kit

Body Side Mouldings**1940 cars Polished stainless steel. Famous 4-rib pattern.**

01A-7320934	door trim. coupe, sedan del. & fordor, RH front	40.00 ea.
01A-7320935	door trim. coupe, sedan del. & fordor, LH front	40.00 ea.
01A-7020934	door trim. convertible & tudor, RH	40.00 ea.
01A-7020935	door trim. convertible & tudor, LH	40.00 ea.
01A-7729034	rear quarter. coupe, RH	60.00 ea.
01A-7729035	rear quarter. coupe, LH	60.00 ea.
01A-6629044-B	rear quarter. convertible, RH	60.00 ea.
01A-6629045-B	rear quarter. convertible, LH	60.00 ea.
01A-7029034	rear quarter. tudor, RH	60.00 ea.
01A-7029035	rear quarter. tudor, LH	60.00 ea.
01A-16722-B	hood side. deluxe, RH	55.00 ea.
01A-16723-B	hood side. deluxe, LH	55.00 ea.
01A-16722-A	hood side. standard, RH	55.00 ea.
01A-16723-A	hood side. standard, LH	55.00 ea.
01A-700328/9	cowl. RH & LH	25.00 pr.

1947-48 Cars Polished stainless steel.

6A-16722-3-B	hood side trim	180.00 pr.
6A-7002328-9-B	cowl trim between door and hood	90.00 pr.
6A-7020934-5-B	door trim long door, tudor, sedan coupe, convt.	200.00 pr.
6A-7320934-5-B	door trim coupe, fordor, sedan delivery	200.00 pr.
6A-7029034-5-B	quarter panel tudor sedan	200.00 pr.
6A-7629034-5-B	quarter panel sedan coupe, convt.	200.00 pr.

Door Upholstery Clips

Set includes 50 door panel clips.

B-20015	fits 1932-48 cars and pickups	12.00 kit
---------	-------------------------------	-----------

Floor Mat Clips




B-20018	1932-34	.90 ea.
48-20018	1935-40	.90 ea.



Decals

These are water transfer with super detail, a must for that finished look.

DEC-1A	1933-36	dry air cleaner	6.00 ea.
DEC-1	1935-40	oil bath air cleaner	3.00 ea.
DEC-2	1941	oil bath air cleaner	3.00 ea.
DF-2	1937-38	dry air cleaner	3.00 ea.
DEC-5	1932-48	heavy duty oil bath air cleaner	3.00 ea.
DEC-6	1939-40	dry air cleaner	4.00 ea.
DEC-7	1942-48	oil bath air cleaner	3.50 ea.
DF-3	1935-36	oil breather cap	3.75 ea.
DEC-4	1942-48	fan hub	375 ea.
DEC-3	1939-48	oil filter canister	6.00 ea.
DF-126	1939-40	manifold heater	3.00 ea.
DF-581	1941	glove box decal	3.00 ea.
DF-674	1942	glove box decal	3.00 ea.
DF-128	1946-48	glove box	3.00 ea.
DA-8	1939-49	oil filler cap	3.50 ea.
DF-106	1939	jack instruction tag	2.00 ea.
DF-18	1940	jack instruction tag	2.00 ea.
DF-681	1941	jack instruction tag	3.50 ea.
DF-682	1942	jack instruction tag	2.00 ea.
DF-1222	1940	hot water heater instruction tag	5.00 ea.
DF-1223	1940	hot air heater instruction tag	4.50 ea.
DF-126	1939-40	decal for hot air heater	3.00 ea.
DF-24	1946-48	heater instructions	2.50 ea.
DF-1301	1940 dlx	odometer wheel decals	5.00 set
DF-21	1940	radio warranty tag	3.00 ea.
DF-22	1946-48	radio warranty tag	3.00 ea.
DF-23	1946-48	radio instruction tag	3.00 ea.
DF-9	1939-53	battery warranty tag	3.00 ea.
DF-883	1942-47	pickup speedometer face decal	10.00 set



Parts Tags (Ford Script)

AT-718 wire attached parts tag reproductions 20.00/100

Floor Board Seals

These are molded sponge rubber. A must for a draft free car.

68-700364-5	1935-36 pass.	85.00 pr.
78-700364-5	1937-38 pass.	85.00 pr.
91A-7011508-9	1939 pass.	85.00 pr.
01A-7011508-9	1940 pass.	85.00 pr.
11A-7011508	1941-48	25.00 set



Floor Board Seal Kit

68-700364-5-K 1936 car. Kit contains 12 pieces 120.00 kit

1941-48 Rubber Floor Plugs

11A-7011115-S 1941-48 set of 4 9.00 set



HARDWARE

Interior Trim Screw Kits

Kits include all screws necessary for complete interior of car which includes: window frames, dash rail, instrument panel, door step & dovetail screws. Also when needed, tube nuts & convertible rear window frame screws.

1932

320	roadster	8.50 set
321	phaeton	10.75 set
322	3-window coupe	14.00 set
323	5-window coupe	17.00 set
324	2 door	15.50 set
325	4-door	20.00 set
326	victoria	15.50 set
327	B-400	15.50 set
328	cabriolet	14.50 set

1935-36

350	roadster	8.00 set
351	phaeton	10.00 set
352	coupe	13.00 set
353	2-door	10.00 set
354	4-door	10.75 set
355	cabriolet	10.00 set
356	convt. sedan	11.00 set

1938-39

380	coupe	12.00 set
381	2-door	10.00 set
382	4-door	10.00 set
383	convertible	10.50 set
384	convt. sedan	10.50 set

1941

410	coupe	8.00 set
411	2-door	8.00 set
412	4-door	9.00 set
413	convertible	10.50 set

1933-34

330	roadster	13.50 set
331	phaeton	10.00 set
332	coupe	13.00 set
333	2-door	13.50 set
334	4-door	14.00 set
335	cabriolet	9.50 set

1937

370	phaeton	10.00 set
371	coupe	10.00 set
372	2-door	10.00 set
373	4-door	11.00 set
374	cabriolet	10.00 set
375	convt. sedan	10.00 set

1940

400	coupe	10.00 set
401	2-door	10.00 set
402	4-door	9.00 set
403	convertible	10.50 set

1942-48

420	coupe & 2-door	12.00 set
421	4-door	9.00 set
422	convertible	9.00 set

Miscellaneous Hardware

3102	1933-48 dovetail screws set of 4 all except roadster and phaeton.	1.00 set
1165	1930-35 radiator to radiator shell screws	2.00 set
3170	1933-34 gas tank cover screws	1.25 set

1928-38 Outside Door Handle Screws

1104	metal frame doors set of 4 stainless steel	1.10 set
1105	wood frame doors set of 4 stainless steel	1.10 set



Convertible Rear Window Frame Screws

1100	set of 16 #5 screws for genuine Ford frames	3.40 set
1101	set of 16 #5 screw for reproduction frames	3.50 set

Tail Light Screws

Set of 6 stainless steel screws. Includes mounting, lens door, and license lens.

1128	1928-32 taillight screws	2.00 set
3105	1933-36 taillight screws	2.00 set

Door Hinge Screws

HD-1166	1928-34 car, except 3-window coupe & sedan delivery also many 35-36 pu, 3 screws & washers	1.50 set
HD-3116	1935-36 car, set of 4	2.50 set
HD-3118	1937-40 car, 3 oval head screws and 3 nuts	3.50 set

Cotter Pin Kit

3121	cadmium plated kit 140 pieces	6.00 kit
1149-SS	1932-48 stainless steel 140 piece kit	17.50 kit

Floor Board Screws and Washers

3140	1932 wood floor 30 pieces	3.00 kit
3141	1933-40 wood floor 28 pieces	3.00 kit
3142	1933-34 center floor trans cover	3.00 kit
3143	1935-36 center floor trans cover	3.00 kit
3144	1937-40 center floor trans cover	3.00 kit

D-Shaped Nuts that are pinned in place.

These are just like the originals that are used on the floor and various other places.

1123	12/24	1932 floor	.30 ea.
1123-B	1/4-20	1933-40 floor	.35 ea.

**Cage Nut**

Used on frames, rear fender attachment and many other places. Must be riveted or welded in place.

3145	5/16-24	1.00 ea.
3100	1/4-28 used on headlight buckets to fender	2.00 ea.

**Rear Axle Housing Bolts**

These bolts attach the outer housings to the center housing.

HD-1207	1928-48 20 thick headed bolts	7.50 set
---------	-------------------------------	----------



Street Rod

Hiboy Headlight Mounts

- BD-60500 curved arms that mount on top of frame rails, polished stainless
includes mounting bolts and pads 95.00 pr.
BD-3375-S mounts attach to shock towers, polished stainless 55.00 pr

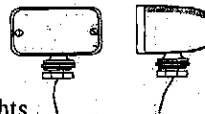
Hiboy Front Shock Mounts

- For fenderless hiboy cars only. Made of solid polished stainless steel with rubber bushings and polished hardware.
BD-60600 100.00 pr.

Street Rod Hood Lacing

High tech, USA made, rubber cushion has pressure sensitive adhesive on the back for attaching. Two sizes available.

- HR-16739 3/8" wide x 3/16" thick x 8' long 8.00 ea.
HR-16740 5/8" wide x 3/8" thick x 8' long 9.00 ea.



Street Rod Lights

These lights are the solution to the problem of front parking lights and turn signals. They are die cast chrome plated with yellow lenses and 12 volt bulbs.

- HR-13302-S single filament light 2 1/4" wide x 1 1/4" high x 1 3/4" deep 12.00 ea.
HR-13302-TS dual filament light for turn signals and parking light 2 1/2" wide x 2" high x 2 3/4" deep 14.00 ea.

License Plate Light

- Tube style stainless steel lamp with two mounting studs. 12 volt.
HR-13560-SS 25.00 ea.

Chrome License Frame

- LF-14309-C die cast chrome plated 5.00 ea.

Chrome Shifter Knobs

- U-7213-SK Skull, chrome plated with red eyes
universal fit 25.00 ea.
U-7213-P Piston knob, die cast chrome plated universal fit,
excellent detail 10.00 ea.



Air Cleaners

These are 4" chrome air cleaners that fit all carbs with a 2 5/8" opening. Includes clamp and filter element.

HR-9600-P	plain sides chrome	12.50 ea.
HR-9600-L	louvered sides	12.50 ea.
HR-9600-F	replacement filter	4.50 ea.

Carburetor Scoops

50's style carb scoops made of polished aluminum, includes bug screen and fits carbs with 2 5/8" opening.

SC-9600-PA scoop	24.00 ea.
------------------	-----------

BOOKS**The Early Ford V-8 as Henry Built It**

This book is full of factory photos and detail information covering 1932-48 Ford cars and commercial vehicles. Hard bound.

EFHB	40.00 ea.
------	-----------

Owners Manuals

The little instruction manual that came in the glove box.

LV17	1936	10.00 ea.
LV20	1937	10.00 ea.
LV21	1938	10.00 ea.
LV22	1939	10.00 ea.
LV16	1940	10.00 ea.
LV23	1941	12.00 ea.
LV42	1942	12.00 ea.
LV46	1946	8.00 ea.
LV47	1947	8.00 ea.
LV48	1948	8.00 ea.
111461	1946 truck	8.95 ea.
111471	1947 truck	8.95 ea.
DF-696	1946-48 owners manual envelope	3.75 ea.

Service Bulletin

Reprints of the original Ford service bulletin. The same books the dealer had.

LVB	1932-37 all	44.00 ea
LVC	1938-40 all	44.00 ea
LVD	1941-48 all	44.00 ea

Service Manual

This manual covers mechanical repairs from one end to the other end of the car.

Includes Lincoln and Mercury.

LV24	1946-48	32.00 ea.
------	---------	-----------

Chassis Parts Catalogs

Reprints of the original parts books the dealers used.

LV34	1937-38 cars and trucks	36.00 ea
LV38	1938-41 cars and trucks	36.00 ea



Engine Repair Manual

Reprint of the Ford repair manual for the flathead engine.
 LV10 1937-48 12.00 ea.

Trim Catalog

This catalog is an illustration to show body hardware, including window regulator handles and fasteners. Great for parts identification.

LPF2 1928-38 24.00 ea.

Repaint Manual

This manual covers painting procedures and includes color paint chips.

LRMB 1928-36 30.00 ea.

Sales Brochures

LV97	1932 cars wall poster full color 17" x 22"	14.00 ea.
LV98	1932 cars 24 pages, color shows all pass models	14.00 ea
LV99	1933 commercial, color folds out to 16" x 22"	14.00 ea
LV100	1933 car, color fold out to 18" x 28"	14.00 ea
LV102	1933 commercial 12 pages black and white	14.00 ea
LV103	1933 new features 12 pages black white	14.00 ea
LV104	1934 cars fold out poster 18" x 23"	14.00 ea
LV106	1934 commercial fold out poster 10" x 29"	14.00 ea
LV107	1935 cars full color 16 pages	14.00 ea
LV109	1936 cars color 20 pages	14.00 ea
LV111	1936 commercial fold out color 11" x 25"	14.00 ea
LV112	1937 cars full color 20 pages	14.00 ea
LV225	1938 cars fold out full color 16" x 20"	14.00 ea
LV113	1939 cars 16 pages full color	14.00 ea
LV114	1940 cars full color 9" x 10"	14.00 ea
LV229	1933 truck/commercial cars brochure	14.00 ea
LV230	1935 truck/commercial cars brochure	14.00 ea
LV231	1936 truck/commercial cars brochure	14.00 ea
LV232	1937 truck/commercial cars brochure	14.00 ea
LV234	1938 truck/commercial cars brochure	14.00 ea
LV235	1939 truck/commercial cars brochure	14.00 ea
LV236	1940 truck/commercial cars brochure	14.00 ea
LV237	1941 truck/commercial cars brochure	14.00 ea
LV238	1946 truck/commercial cars brochure	14.00 ea

Approved Accessories Brochures

LV101	1933 color fold out 6" x 17"	14.00 ea
LV105	1934 color fold out 10" x 12"	14.00 ea
LV108	1935 color fold out 10" x 19"	14.00 ea
LV110	1936 color fold out 12" x 19"	14.00 ea
LV226	1938 color 8 pages	14.00 ea
LV227	1939 color 8 pages	14.00 ea
LV228	1940 color 8" x 11"	14.00 ea



Body Parts Books

LV33	1933-34	18.00 ea.
LV35	1935-36	18.00 ea.
LV37	1937-38	18.00 ea.
LV39	1939-40	18.00 ea.
LV44	1944-52	50.00 ea.

FLOOR MATS

These mats have authentic tread designs recreated. Jute padding included.

B-700400	1932 car taupe	155.00 ea.
40-700400-T	1933-34 car taupe	150.00 ea.
48-700400-B	1935 front mat taupe	150.00 ea.
50-700400	1935-47 truck mat	120.00 ea.
68-700400-B	1936 front mat taupe	150.00 ea.
78-700400-T	1937-39 front mat taupe	165.00 ea.
78-700400-B	1937-39 Black	130.00 ea.
01A-700400-T	1940 front mat taupe	150.00 ea.
21C-7013000	1942-47 truck mat	135.00 ea.

TRUNK MATS

Call for price and availability

91A-700480-A	1939-40 coupe	125.00 ea.
91A-700480-B	1939-40 sedans	125.00 ea.
11A-700480-A	1941-48 coupes	130.00 ea.
11A-7045462-A	1941-48 sedans	125.00 ea.
11A-700480-C	1941-48 convertible	130.00 ea.
01C-7013000	1940-41 truck (no hole shift lever)	135.00 ea.
11A-700480-E	1941-48 wagon	200.00 ea.



Date _____
Fax 517-676-3485

YESTERYEAR FORD PARTS
4322 Curtice Rd.
Mason, MI 48854
517-676-4416

Shipping Address
(if different)

Name _____
Address _____
City _____
State _____
Zip _____
Phone _____

Name _____
Address _____
City _____
State _____
Zip _____
Phone _____

Method of payment

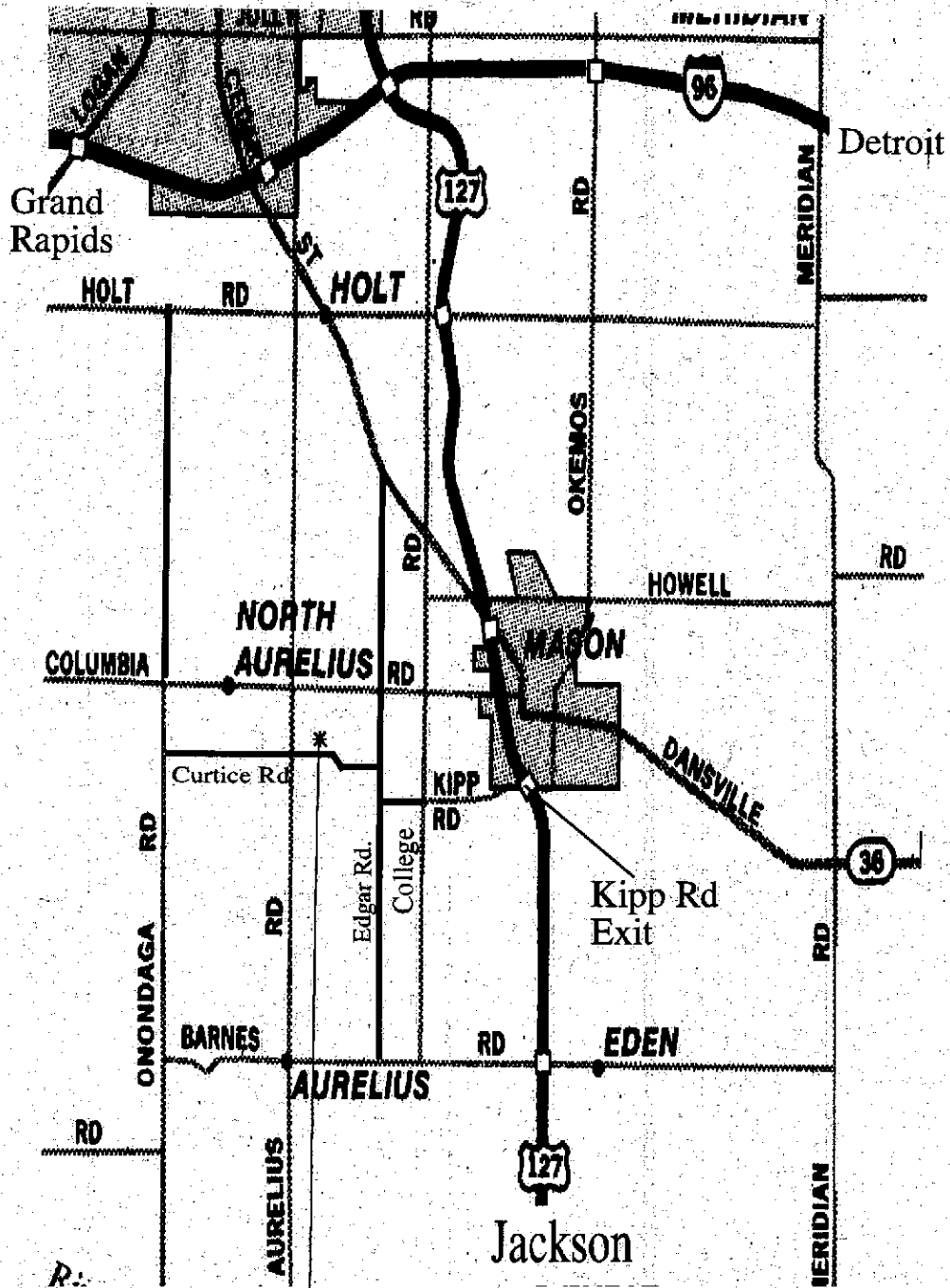
- Check enclosed
- Visa/Mastercard Discover
- C.O.D.

Credit card purchases must enclose card no. _____
Credit Card Expiration date _____
Year of Ford _____ Body Style _____

Qty.	Part No.	Description	Unit Price	Total

Thank You
For Your Order.
2012-13

Sub Total	
Mich. Sales Tax	
Shipping	
Total	



Yesteryear Ford Parts
 4322 Curtice rd.
 Mason, MI 48854

Look for the old Sinclair
 gas station sign at the drive.